



51st FORMULA 3 GRAND PRIX

**Circuito da Guia
18-21 November 2004**

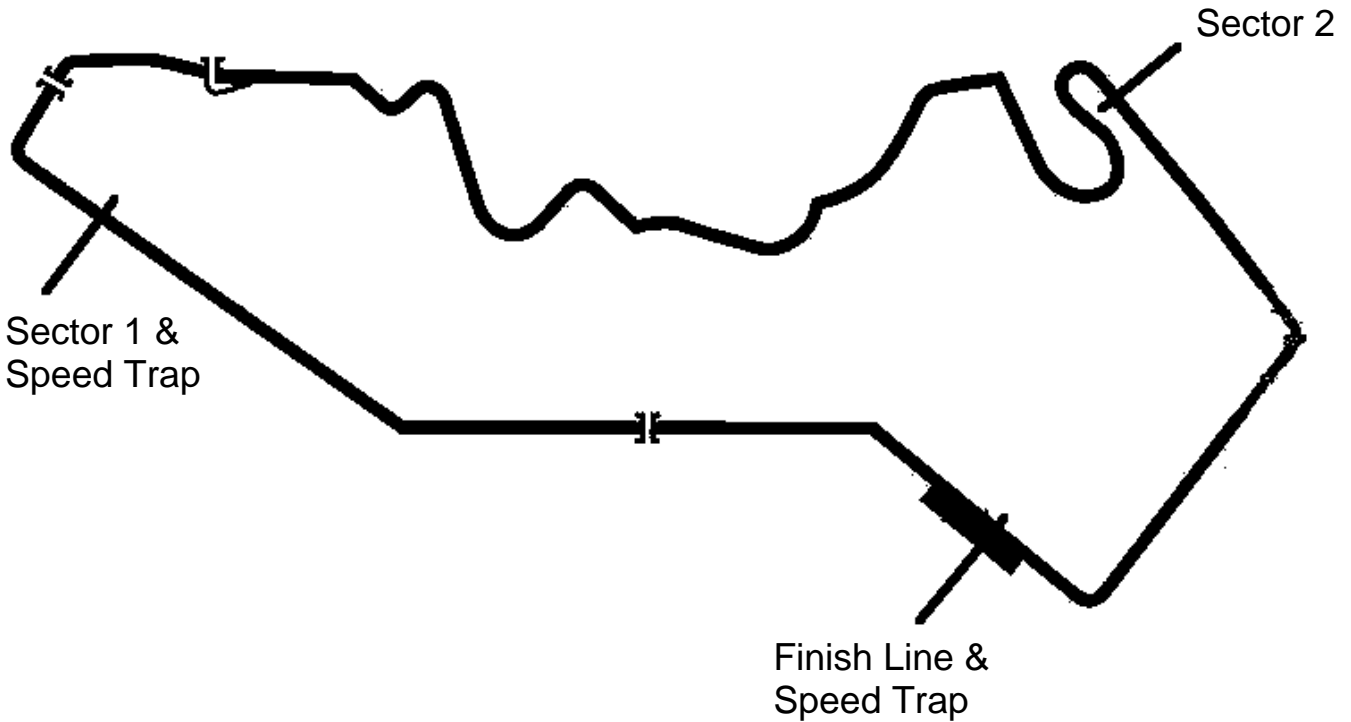


Results by MST - UNISYS

www.mstworld.com

admin@mstworld.com

BULLETIN TK000



Circuito Da Guia – 6.12km

TIMING PAGES

PAGES 1 AND 2 – CLASSIFICATION

PRACTICE MODE

- P** - POSITION
- NUM** - CAR/BIKE NUMBER
- NAME** - DRIVER/RIDER
- BEST** - BEST TIME

- DIFF** - GAP TO POLE POSITION

- LAP** - NUMBER OF LAPS COMPLETED
- LAST** - LAST LAP TIME
- GREEN SPOT** - FASTEST LAP ON LAST LAP
- RED SQUARE** - CAR/BIKE IN PITS

RACE MODE

- P** - POSITION
- NUM** - CAR/BIKE NUMBER
- NAME** - DRIVER/RIDER
- GAP** - NUMBER OF LAPS FOR LEADER;
GAP TO LEADER
- INT** - INTERVAL BETWEEN
CARS/BIKES
- PS** - NUMBER OF PIT STOPS
- LAST** - LAST LAP TIME

PAGE 3

SECTOR INFORMATION - TOP 20

PAGE 4 – SCROLLING SCREEN

- NUM** - CAR/BIKE NUMBER
- NAME** - DRIVER/RIDER
- SPLIT** - TIME FROM FINISH LINE TO SECTOR 1
- TRAP** - SPEED AT SECTOR 1
- LAPTIME** - LAST LAP TIME
- LAP** - LAPS COMPLETED
- FL SPEED** - SPEED AT FINSH LINE
- GREEN INFO** - PERSONAL BEST
- PURPLE INFO** - OVERALL BEST

- BOTTOM OF PAGE** - HISTORY OF RACE CONTROL MESSAGES



51st Macau Grand Prix Formula 3 (FIA Intercontinental Cup) FREE PRACTICE 1

POS	NO	CL	NAME	NAT	CAR	TIME	LAPS	GAP	KPH
1	30		Fabio CARBONE	BRA	Dallara Nissan-Tomei	2:15.216	11		162.93
2	23		Richard ANTINUCCI	USA	Dallara Toyota-Toms	2:15.828	12	0.612	162.20
3	21		Lewis HAMILTON	GBR	Dallara Mercedes-HWA	2:16.003	10	0.787	161.99
4	22		Robert KUBICA	POL	Dallara Mercedes-HWA	2:16.009	11	0.793	161.98
5	6		Nico ROSBERG	GER	Dallara Opel-Spiess	2:16.163	11	0.947	161.80
6	24		Kazuki NAKAJIMA	JPN	Dallara Toyota-Toms	2:16.293	12	1.077	161.65
7	4		Ronnie QUINTARELLI	ITA	Dallara Toyota-Toms	2:16.638	11	1.422	161.24
8	25		Danny WATTS	GBR	Dallara Renault-Sodemo	2:16.712	10	1.496	161.15
9	9		Alexandre PREMAT	FRA	Dallara Mercedes-HWA	2:16.721	12	1.505	161.14
10	5		Naoki YOKOMIZO	JPN	Dallara Toyota-Toms	2:16.952	11	1.736	160.87
11	18		Alvaro PARENTE	POR	Dallara Honda-Mugen	2:16.958	12	1.742	160.86
12	10		Eric SALIGNON	FRA	Dallara Mercedes-HWA	2:17.465	12	2.249	160.27
13	8		Jamie GREEN	GBR	Dallara Mercedes-HWA	2:17.615	12	2.399	160.09
14	2		Loic DUVAL	FRA	Dallara Opel-Spiess	2:17.737	11	2.521	159.95
15	15		Katsuyuki HIRANAKA	JPN	Dallara Opel-Spiess	2:17.894	12	2.678	159.77
16	14		Franck PERERA	FRA	Dallara Opel-Spiess	2:17.916	12	2.700	159.74
17	1		Giedo van der GARDE	NED	Dallara Opel-Spiess	2:17.987	11	2.771	159.66
18	26		Lucas di GRASSI	BRA	Dallara Renault-Sodemo	2:18.091	11	2.875	159.54
19	33		Marchy LEE	HKG	Dallara Honda-Mugen	2:18.339	12	3.123	159.26
20	29		Michael HO	MAC	Dallara Toyota-Toms	2:18.459	10	3.243	159.12
21	11		Adam CARROLL	GBR	Dallara Opel-Spiess	2:19.097	11	3.881	158.39
22	19		Marko ASMER	EST	Dallara Honda-Mugen	2:19.336	12	4.120	158.12
23	7		Nelson PIQUET	BRA	Dallara Honda-Mugen	2:19.520	11	4.304	157.91
24	27		Ho Pin TUNG	NED	Dallara Renault-Sodemo	2:19.576	12	4.360	157.84
25	3		James ROSSITER	GBR	Dallara Opel-Spiess	2:19.727	10	4.511	157.67
26	32		Daisuke IKEDA	JPN	Dallara Opel-Spiess	2:21.992	12	6.776	155.16
27	12		Robert AUSTIN	GBR	Dallara Opel-Spiess	2:22.814	8	7.598	154.27
28	28		Christian JONES	AUS	Dallara Toyota-Toms	2:23.142	10	7.926	153.91
29	31		Jo MERSZEI	MAC	Dallara Opel-Spiess	2:24.270	9	9.054	152.71
30	20		Rodolfo AVILA	MAC	Dallara Honda-Mugen	2:25.123	11	9.907	151.81
31	16		Matteo CRESSONI	ITA	Dallara Honda-Mugen	2:26.062	11	10.846	150.84
32	17		LEI Kit Meng	MAC	Dallara Honda-Mugen	2:26.322	11	11.106	150.57

Weather/Track: Sunny/Dry

Circuito Da Guia
Circuit Length = 6.1200 km.
Start: 10:11 End: 10:41

Race Director:	Stewards:	Timekeeper:
----------------	-----------	-------------

**51st Macau Grand Prix Formula 3 (FIA Intercontinental Cup)
FREE PRACTICE 1 - SECTOR ANALYSIS**

1	Giedo van der GARDE		NED		Dallara Opel-Spiess			
1	X:00.000 196.0	1:40.332	31.774 188.4	X:00.000	7 - 24.915 258.9	1:25.804	29.579 191.1	2:20.298
2	26.226 246.5	2:48.462	34.414 188.1	3:49.102	8 - 24.891 258.3	1:24.996	29.476 194.5	2:19.363
3	25.470 239.4	1:30.510	30.095 193.2	2:26.075	9 - 24.929 257.1	1:24.557	29.402 195.2	2:18.888
4	24.987 257.7	1:27.119	29.780 194.5	2:21.886	10 - 24.920 255.9	1:24.673	29.472 193.5	2:19.065
5	24.775 258.3	1:27.383	30.004 191.4	2:22.162	11 - 24.984 254.7	1:23.840	29.163 196.0	2:17.987
6	24.702 260.8	1:27.701	31.306 185.5	2:23.709				
2	Loic DUVAL		FRA		Dallara Opel-Spiess			
1	X:00.000 190.8	1:44.004	31.885 185.5	X:00.000	7 - 24.938 257.7	1:26.448	29.198 194.9	2:20.584
2	27.286 220.8	3:05.729	37.709 190.4	4:10.724	8 - 24.826 257.1	1:26.654	29.369 195.2	2:20.849
3	25.859 219.9	1:35.182	30.816 191.8	2:31.857	9 - 24.506 265.3	1:24.390	29.072 196.0	2:17.968
4	25.232 244.3	1:34.656	30.021 194.2	2:29.909	10 - 25.035 254.1	1:24.097	29.294 188.1	2:18.426
5	25.516 250.5	1:27.381	29.144 193.8	2:22.041	11 - 25.255 253.5	1:23.515	28.967 195.6	2:17.737
6	24.708 259.6	1:26.263	29.188 193.8	2:20.159				
3	James ROSSITER		GBR		Dallara Opel-Spiess			
1	X:00.000 136.8	1:49.601	34.399 185.5	X:00.000	6 - 25.163 253.5	1:25.263	29.301 195.6	2:19.727
2	28.001 189.4	2:57.209	31.587 191.4	3:56.797	7 - 24.942 254.1	1:25.262	47.475	2:37.679P
3	25.391 206.1	1:28.960	30.073 193.2	2:24.424	8 - 3:33.548 245.4	1:25.236	29.417 194.9	X:00.000
4	24.860 227.3	1:29.564	29.964 194.2	2:24.388	9 - 24.947 255.3	1:26.054	29.363 194.2	2:20.364
5	25.009 255.3	1:30.138	31.339 191.8	2:26.486	10 - 24.935 255.9	1:25.863	29.525 195.6	2:20.323
4	Ronnie QUINTARELLI		ITA		Dallara Toyota-Toms			
1	X:00.000 217.3	1:40.440	31.813 188.8	X:00.000	7 - 24.478 260.2	1:26.162	29.320 196.0	2:19.960
2	26.163 244.3	2:52.865	34.845 188.4	3:53.873	8 - 24.766 238.4	1:24.184	29.239 196.0	2:18.189
3	25.506 248.2	1:30.257	30.264 192.1	2:26.027	9 - 24.582 261.5	1:23.027	29.029 198.8	2:16.638
4	25.036 253.5	1:26.857	29.775 194.5	2:21.668	10 - 24.454 258.9	1:24.280	30.018 196.3	2:18.752
5	24.852 255.9	1:27.264	30.144 194.2	2:22.260	11 - 24.605 258.3	1:24.623	28.968 196.3	2:18.196
6	24.611 259.6	1:27.831	29.621 197.8	2:22.063				
5	Naoki YOKOMIZO		JPN		Dallara Toyota-Toms			
1	X:00.000 179.1	1:44.399	34.080 188.4	X:00.000	7 - 24.941 255.9	1:24.043	29.030 193.2	2:18.014
2	28.264 194.2	2:58.551	31.389 189.4	3:58.204	8 - 24.875 255.3	1:23.967	29.285 190.1	2:18.127
3	26.669 243.2	1:29.825	30.128 190.8	2:26.622	9 - 25.032 256.5	1:23.596	28.965 195.6	2:17.593
4	25.204 254.1	1:37.706	35.009 190.1	2:37.919	10 - 24.785 257.1	1:24.507	29.098 194.9	2:18.390
5	25.225 251.7	1:25.841	29.429 190.8	2:20.495	11 - 24.857 255.3	1:23.241	28.854 194.5	2:16.952
6	25.025 255.3	1:25.313	29.426 193.8	2:19.764				
6	Nico ROSBERG		GER		Dallara Opel-Spiess			
1	X:00.000 181.8	1:44.150	31.631 190.8	X:00.000	7 - 24.537 262.1	1:25.001	29.254 196.3	2:18.792
2	25.905 247.1	3:06.899	37.942 190.1	4:10.746	8 - 24.711 256.5	1:23.403	29.244 196.7	2:17.358
3	25.193 252.9	1:30.864	30.197 193.8	2:26.254	9 - 24.724 258.3	1:23.119	29.060 197.4	2:16.903
4	24.957 255.9	1:26.852	29.654 196.3	2:21.463	10 - 24.671 257.7	1:22.852	29.813 197.0	2:17.336
5	24.632 257.1	1:30.565	29.959 196.0	2:25.156	11 - 24.719 257.1	1:22.484	28.960 198.8	2:16.163
6	24.591 260.2	1:27.870	29.600 197.0	2:22.061				

**51st Macau Grand Prix Formula 3 (FIA Intercontinental Cup)
FREE PRACTICE 1 - SECTOR ANALYSIS**

(contd.)

7	Nelson PIQUET		BRA		Dallara Honda-Mugen			
1	X:00.000 169.8	2:06.830	36.129 190.8	X:00.000	7 - 24.752 258.9	1:28.853	30.100 197.4	2:23.705
2	27.386 243.2	2:55.739	48.191	4:11.316P	8 - 24.567 260.8	1:30.396	29.358 198.1	2:24.321
3	1:07.356 233.2	1:38.306	30.821 193.8	3:16.483	9 - 24.804 256.5	1:27.268	28.953 198.8	2:21.025
4	25.523 248.8	1:34.412	30.127 193.5	2:30.062	10 - 24.680 257.7	1:27.549	30.475 199.6	2:22.704
5	25.117 251.7	1:32.881	29.653 196.3	2:27.651	11 - 24.577 258.9	1:26.087	28.856 198.8	2:19.520
6	24.875 255.9	1:29.567	30.352 195.6	2:24.794				
8	Jamie GREEN		GBR		Dallara Mercedes-HWA			
1	X:00.000 132.5	2:17.778	46.578 190.4	X:00.000	7 - 24.491 260.8	1:29.895	29.408 196.3	2:23.794
2	25.719 250.0	1:35.033	30.059 193.8	2:30.811	8 - 24.847 256.5	1:25.228	29.370 197.0	2:19.445
3	25.332 251.1	1:35.395	33.879 195.2	2:34.606	9 - 24.796 256.5	1:25.607	29.164 196.3	2:19.567
4	24.973 253.5	1:39.415	29.631 196.0	2:34.019	10 - 24.703 258.9	1:25.847	38.185 192.8	2:28.735
5	24.822 256.5	1:32.488	29.510 195.6	2:26.820	11 - 24.958 255.3	1:23.750	28.907 198.8	2:17.615
6	24.869 255.9	1:29.204	29.644 197.4	2:23.717	12 - 24.675 257.7	1:25.452	29.217 197.8	2:19.344
9	Alexandre PREMAT		FRA		Dallara Mercedes-HWA			
1	X:00.000 190.4	2:24.082	32.280 189.8	X:00.000	7 - 24.858 254.7	1:25.121	28.845 196.0	2:18.824
2	26.214 245.4	1:29.739	29.466 196.3	2:25.419	8 - 24.793 258.3	1:23.786	28.837 196.7	2:17.416
3	24.668 254.1	1:53.448	31.226 184.3	2:49.342	9 - 24.499 250.0	1:37.421	30.656 197.0	2:32.576
4	25.289 254.7	1:30.397	29.234 194.9	2:24.920	10 - 24.824 255.9	1:25.879	29.554 198.1	2:20.257
5	24.978 255.3	1:25.933	29.226 195.6	2:20.137	11 - 24.855 254.7	1:23.084	28.782 197.4	2:16.721
6	25.098 193.5	1:44.503	31.843 194.5	2:41.444	12 - 24.667 259.6	1:24.989	29.770 182.7	2:19.426
10	Eric SALIGNON		FRA		Dallara Mercedes-HWA			
1	X:00.000 171.9	2:21.990	38.854 190.4	X:00.000	7 - 24.801 255.9	1:27.898	29.616 196.7	2:22.315
2	26.179 240.5	1:34.850	30.893 188.4	2:31.922	8 - 24.687 255.3	1:24.903	29.275 195.6	2:18.865
3	25.554 248.8	1:34.953	34.106 192.1	2:34.613	9 - 24.905 254.7	1:25.068	28.911 196.3	2:18.884
4	25.104 250.5	1:38.654	30.024 191.1	2:33.782	10 - 24.858 255.3	1:25.575	29.105 194.5	2:19.538
5	25.035 254.7	1:32.464	29.651 193.8	2:27.150	11 - 24.878 255.3	1:32.765	29.382 196.0	2:27.025
6	24.767 254.1	1:31.068	31.875 196.7	2:27.710	12 - 24.849 255.3	1:23.929	28.687 197.4	2:17.465
11	Adam CARROLL		GBR		Dallara Opel-Spiess			
1	X:00.000 117.0	2:17.139	37.018 189.1	X:00.000	7 - 24.900 236.3	1:38.441	29.635 193.8	2:32.976
2	31.662 167.7	3:01.182	31.214 191.1	4:04.058	8 - 24.840 257.7	1:27.811	29.282 194.9	2:21.933
3	25.641 210.5	1:32.119	31.072 187.5	2:28.832	9 - 24.860 257.7	1:26.649	29.254 194.5	2:20.763
4	25.123 246.0	1:34.434	35.615 184.6	2:35.172	10 - 24.758 258.9	1:25.875	29.029 194.5	2:19.662
5	25.102 242.1	1:29.967	30.193 193.2	2:25.262	11 - 24.795 257.7	1:25.334	28.968 194.9	2:19.097
6	24.845 258.9	1:29.178	29.859 192.8	2:23.882				
12	Robert AUSTIN		GBR		Dallara Opel-Spiess			
1	X:00.000 179.7	2:09.277	38.629 186.5	X:00.000	5 - 24.856 257.1	1:28.895	29.913 194.9	2:23.664
2	26.876 224.5	1:36.419	32.396 189.1	2:35.691	6 - 24.828 257.1	1:28.004	29.982 194.9	2:22.814
3	26.360 201.4	1:48.393	30.963 191.1	2:45.716	7 - 24.577 262.1	1:32.838	51.685	2:49.100P
4	25.381 237.8	1:33.131	30.698 195.2	2:29.210	8 - 8:55.553 208.8	1:31.866	30.610 187.8	X:00.000

**51st Macau Grand Prix Formula 3 (FIA Intercontinental Cup)
FREE PRACTICE 1 - SECTOR ANALYSIS**

(contd.)

14	Franck PERERA		FRA		Dallara Opel-Spiess				
1 -	X:00.000 172.8	2:29.403	31.787 187.5	X:00.000	7 -	24.706 260.2	1:27.240	29.578 196.0	2:21.524
2 -	26.007 251.7	1:36.939	30.878 191.8	2:33.824	8 -	24.998 255.9	1:24.747	29.486 195.2	2:19.231
3 -	25.156 254.1	2:22.537	31.465 191.8	3:19.158	9 -	24.722 258.3	1:31.646	31.881 194.5	2:28.249
4 -	25.349 251.7	1:33.380	30.199 194.9	2:28.928	10 -	24.825 257.7	1:24.008	29.083 196.3	2:17.916
5 -	25.041 255.3	1:26.838	30.881 189.1	2:22.760	11 -	24.629 260.2	1:26.658	29.168 197.4	2:20.455
6 -	25.115 257.1	1:28.475	30.836 196.3	2:24.426	12 -	24.724 258.3	1:23.971	29.377 191.1	2:18.072
15	Katsuyuki HIRANAKA		JPN		Dallara Opel-Spiess				
1 -				X:00.000	7 -				2:31.121
2 -				2:31.804	8 -				2:19.979
3 -				2:46.912	9 -				2:24.762
4 -				2:29.516	10 -				2:24.175
5 -				2:28.819	11 -				2:18.163
6 -				2:21.724	12 -				2:17.894
16	Matteo CRESSONI		ITA		Dallara Honda-Mugen				
1 -	X:00.000 186.5	2:22.309	36.532 186.2	X:00.000	7 -	25.243 253.5	1:32.133	31.293 192.5	2:28.669
2 -	28.610 230.2	1:46.977	32.727 191.4	2:48.314	8 -	24.774 259.6	1:32.140	31.820 194.5	2:28.734
3 -	26.449 243.2	1:50.819	32.681 191.8	2:49.949	9 -	24.935 258.9	1:31.611	30.417 195.2	2:26.963
4 -	25.590 252.9	1:54.758	32.024 192.5	2:52.372	10 -	24.829 258.3	1:33.642	31.215 195.6	2:29.686
5 -	26.889 216.8	1:34.717	30.579 192.8	2:32.185	11 -	24.608 260.2	1:31.637	29.817 196.0	2:26.062
6 -	25.386 252.9	1:33.612	30.489 194.5	2:29.487					
17	LEI Kit Meng		MAC		Dallara Honda-Mugen				
1 -	X:00.000 146.5	2:19.679	38.426 184.6	X:00.000	7 -	24.929 252.9	1:34.685	30.981 191.8	2:30.595
2 -	30.261 184.9	2:57.893	33.724 185.2	4:01.878	8 -	25.058 253.5	1:33.937	30.752 192.5	2:29.747
3 -	28.175 203.7	1:33.954	31.841 190.1	2:33.970	9 -	27.110 251.1	1:30.770	30.469 191.8	2:28.349
4 -	25.700 251.1	1:32.657	34.460 191.1	2:32.817	10 -	25.431 251.7	1:30.413	30.478 192.1	2:26.322
5 -	25.554 249.4	1:30.972	32.486 189.8	2:29.012	11 -	25.113 253.5	1:31.542	30.288 193.8	2:26.943
6 -	25.146 253.5	1:31.426	31.098 191.1	2:27.670					
18	Alvaro PARENTE		POR		Dallara Honda-Mugen				
1 -	X:00.000 213.0	2:20.533	32.757 189.8	X:00.000	7 -	24.370 265.3	1:27.136	29.726 196.0	2:21.232
2 -	25.775 248.8	1:34.326	30.782 184.3	2:30.883	8 -	24.402 257.7	1:25.601	29.035 198.1	2:19.038
3 -	25.565 251.1	1:54.342	33.123 193.2	2:53.030	9 -	24.331 262.1	1:23.445	29.221 194.9	2:16.997
4 -	26.313 227.3	1:34.827	29.944 194.5	2:31.084	10 -	24.604 260.2	1:23.213	29.141 196.0	2:16.958
5 -	24.727 251.1	1:25.806	30.750 194.2	2:21.283	11 -	24.547 260.2	1:23.877	29.138 196.0	2:17.562
6 -	24.716 258.9	1:24.527	29.438 194.5	2:18.681	12 -	24.477 260.2	1:23.732	29.059 196.3	2:17.268
19	Marko ASMER		EST		Dallara Honda-Mugen				
1 -	X:00.000 153.8	2:24.052	35.167 184.6	X:00.000	7 -	24.888 255.9	1:28.311	29.767 194.2	2:22.966
2 -	27.205 223.1	1:38.960	31.327 187.8	2:37.492	8 -	24.735 257.7	1:27.278	29.205 196.3	2:21.218
3 -	26.676 248.8	1:56.137	30.783 193.2	2:53.596	9 -	24.758 257.7	1:28.950	29.609 196.0	2:23.317
4 -	27.130 237.3	1:31.536	30.069 192.1	2:28.735	10 -	24.812 254.7	1:30.870	29.177 196.3	2:24.859
5 -	25.150 252.9	1:32.080	30.386 194.5	2:27.616	11 -	24.720 257.1	1:25.435	29.181 194.9	2:19.336
6 -	25.037 255.9	1:30.987	30.461 194.2	2:26.485	12 -	24.824 257.1	1:27.021	29.800 195.2	2:21.645

**51st Macau Grand Prix Formula 3 (FIA Intercontinental Cup)
FREE PRACTICE 1 - SECTOR ANALYSIS**


(contd.)

20	Rodolfo AVILA		MAC		Dallara Honda-Mugen									
1	-X:00.000	143.0	2:30.600	32.900	187.1	X:00.000	7 - 24.837	256.5	1:31.949	29.881	194.9	2:26.667		
2	-	26.965	248.2	1:39.859	31.277	192.1	2:38.101	8 -	26.149	243.7	1:33.267	29.908	193.8	2:29.324
3	-	25.374	251.7	1:54.902	31.614	195.6	2:51.890	9 -	25.002	254.7	1:34.840	55.802		2:55.644P
4	-	27.084	248.8	1:38.188	30.734	193.5	2:36.006	10 -	2:30.089	244.3	1:32.795	30.644	194.5	4:33.528
5	-	24.945	255.3	1:34.741	30.528	194.9	2:30.214	11 -	25.026	254.7	1:30.081	30.016	193.5	2:25.123
6	-	24.861	257.7	1:33.911	30.234	194.2	2:29.006							
21	Lewis HAMILTON		GBR		Dallara Mercedes-HWA									
1	-X:00.000	159.5	2:23.465	33.780	190.1	X:00.000	6 -	25.368	255.9	1:26.736	29.110	194.9	2:21.214	
2	-	26.767	238.9	1:35.969	30.705	194.2	2:33.441	7 -	24.463	257.7	1:22.672	28.868	196.0	2:16.003
3	-	25.218	254.7	1:55.719	30.721	193.5	2:51.658	8 -	24.393	263.4	1:26.558	28.993	197.4	2:19.944
4	-	26.711	238.9	1:31.639	29.597	195.2	2:27.947	9 -	24.555	260.2	1:56.283	59.307		3:20.145P
5	-	24.651	258.9	1:32.879	29.402	197.4	2:26.932	10 -	4:32.279	196.7	1:28.378	29.080	196.3	X:00.000
22	Robert KUBICA		POL		Dallara Mercedes-HWA									
1	-X:00.000	210.5	2:11.828	32.692	188.8	X:00.000	7 -	24.529	261.5	1:24.890	29.466	195.6	2:18.885	
2	-	25.287	255.9	1:29.997	30.186	192.1	2:25.470	8 -	24.439	262.7	1:31.168	32.981	196.0	2:28.588
3	-	24.847	257.1	2:10.297	32.125	194.2	3:07.269	9 -	24.594	260.8	1:23.245	29.261	195.6	2:17.100
4	-	39.511	138.8	2:09.683	57.919		3:47.113P	10 -	24.431	264.0	1:22.667	28.911	197.0	2:16.009
5	-	1:55.147	229.2	1:28.842	33.934	194.5	3:57.923	11 -	24.257	267.9	1:26.269	37.363	197.4	2:27.889
6	-	24.679	260.8	1:24.237	29.262	196.7	2:18.178							
23	Richard ANTINUCCI		USA		Dallara Toyota-Toms									
1	-X:00.000	211.7	1:57.608	34.573	191.8	X:00.000	7 -	24.613	259.6	1:25.546	29.651	196.3	2:19.810	
2	-	27.800	240.5	2:55.360	32.120	191.8	3:55.280	8 -	24.522	260.8	1:23.595	29.189	196.3	2:17.306
3	-	25.266	251.7	1:28.458	30.373	194.5	2:24.097	9 -	24.590	260.2	1:23.948	29.075	197.8	2:17.613
4	-	24.684	255.3	1:27.909	30.016	193.8	2:22.609	10 -	24.576	259.6	1:23.944	29.146	197.4	2:17.666
5	-	24.765	258.3	1:25.810	29.900	195.2	2:20.475	11 -	24.509	260.8	1:23.769	28.941	198.5	2:17.219
6	-	24.681	260.8	1:24.775	29.370	196.0	2:18.826	12 -	24.568	260.2	1:22.457	28.803	198.5	2:15.828
24	Kazuki NAKAJIMA		JPN		Dallara Toyota-Toms									
1	-X:00.000	209.3	2:00.614	36.459	187.1	X:00.000	7 -	24.683	259.6	1:25.104	29.079	196.0	2:18.866	
2	-	27.011	208.0	2:55.841	32.227	190.1	3:55.079	8 -	24.576	260.8	1:26.096	29.347	197.0	2:20.019
3	-	25.270	253.5	1:31.422	30.415	192.8	2:27.107	9 -	24.737	258.9	1:24.130	28.924	196.0	2:17.791
4	-	24.843	258.9	1:29.185	29.645	194.9	2:23.673	10 -	24.759	258.3	1:22.718	28.816	195.6	2:16.293
5	-	24.758	259.6	1:29.474	29.575	194.9	2:23.807	11 -	24.728	257.1	1:23.312	28.479	197.8	2:16.519
6	-	24.762	258.3	1:25.883	29.386	194.5	2:20.031	12 -	24.743	257.1	1:22.948	29.737	195.6	2:17.428
25	Danny WATTS		GBR		Dallara Renault-Sodemmo									
1	-X:00.000	179.7	2:30.308	31.857	189.8	X:00.000	6 -	25.769	251.7	1:28.504	29.550	196.3	2:23.823	
2	-	26.082	249.4	1:35.998	30.808	188.1	2:32.888	7 -	24.974	255.9	1:25.533	29.233	196.7	2:19.740
3	-	25.192	256.5	1:50.063	30.236	193.8	2:45.491	8 -	24.741	258.3	1:24.171	28.975	196.7	2:17.887
4	-	25.256	245.4	3:23.890	1:35.683		X:00.000P	9 -	24.687	258.3	1:23.187	28.838	198.5	2:16.712
5	-	3:00.033	203.7	1:41.365	32.041	192.1	X:00.000	10 -	24.611	260.2	1:23.625	29.046	198.5	2:17.282

**51st Macau Grand Prix Formula 3 (FIA Intercontinental Cup)
FREE PRACTICE 1 - SECTOR ANALYSIS**

(contd.)

26	Lucas di GRASSI			BRA	Dallara Renault-Sodemmo			
1	X:00.000 187.8	1:45.122	32.451 187.5	X:00.000	7 - 24.861 256.5	1:26.944	29.301 195.2	2:21.106
2	27.367 234.7	2:34.260	34.875 189.1	3:36.502	8 - 24.797 256.5	1:32.790	30.647 193.8	2:28.234
3	29.689 224.5	1:32.473	30.288 191.4	2:32.450	9 - 24.994 254.7	1:30.667	29.114 196.0	2:24.775
4	25.126 254.7	1:34.532	29.551 192.5	2:29.209	10 - 24.551 262.1	1:25.431	29.024 196.3	2:19.006
5	24.868 246.0	1:28.939	29.350 189.4	2:23.157	11 - 24.799 256.5	1:24.407	28.885 198.1	2:18.091
6	24.907 257.1	1:29.114	29.350 195.6	2:23.371				
27	Ho Pin TUNG			NED	Dallara Renault-Sodemmo			
1	X:00.000 158.1	2:21.170	35.267 185.5	X:00.000	7 - 24.463 255.3	1:32.223	29.431 197.0	2:26.117
2	26.752 203.3	1:45.506	32.062 189.1	2:44.320	8 - 24.722 258.3	1:30.233	29.586 195.2	2:24.541
3	25.199 250.0	1:55.877	32.123 189.1	2:53.199	9 - 24.653 259.6	1:30.769	29.348 196.0	2:24.770
4	26.725 217.3	1:44.496	30.579 191.4	2:41.800	10 - 24.762 255.9	1:30.260	29.179 197.0	2:24.201
5	24.944 257.1	1:35.077	29.939 195.6	2:29.960	11 - 24.627 258.9	1:27.010	28.883 198.5	2:20.520
6	24.763 258.3	1:35.011	30.418 196.0	2:30.192	12 - 24.743 256.5	1:25.951	28.882 198.5	2:19.576
28	Christian JONES			AUS	Dallara Toyota-Toms			
1	X:00.000 185.2	1:48.412	50.617	X:00.000P	6 - 25.201 245.4	1:29.733	30.113 191.8	2:25.047
2	3:48.670 194.9	1:42.171	31.369 188.4	X:00.000	7 - 25.431 253.5	1:32.883	33.476 192.5	2:31.790
3	27.558 230.2	1:34.346	31.144 193.2	2:33.048	8 - 26.422 244.3	1:29.276	29.898 193.8	2:25.596
4	25.909 228.8	1:33.679	31.264 191.8	2:30.852	9 - 26.168 254.7	1:28.616	29.775 194.9	2:24.559
5	25.449 249.4	1:29.689	29.841 194.2	2:24.979	10 - 25.068 254.7	1:28.408	29.666 191.8	2:23.142
29	Michael HO			MAC	Dallara Toyota-Toms			
1	X:00.000 148.7	1:41.007	51.051	X:00.000P	6 - 25.138 252.9	1:25.820	29.773 195.2	2:20.731
2	3:37.294 233.2	1:31.121	30.533 190.1	X:00.000	7 - 25.076 253.5	1:27.932	29.927 177.9	2:22.935
3	25.762 247.1	1:30.194	29.945 192.1	2:25.901	8 - 25.887 255.3	1:25.327	29.134 196.7	2:20.348
4	25.399 251.7	1:26.991	29.692 195.2	2:22.082	9 - 25.052 254.1	1:24.492	29.334 194.2	2:18.878
5	25.226 252.3	1:25.854	29.607 194.5	2:20.687	10 - 25.100 254.1	1:24.081	29.278 196.7	2:18.459
30	Fabio CARBONE			BRA	Dallara Nissan-Tomei			
1	X:00.000 181.2	1:42.252	33.075 190.1	X:00.000	7 - 24.822 256.5	1:23.616	28.924 196.3	2:17.362
2	26.059 234.7	1:34.291	30.584 193.8	2:30.934	8 - 24.753 256.5	1:23.550	29.925 196.7	2:18.228
3	25.064 252.3	2:43.864	50.909	3:59.837P	9 - 24.740 257.7	1:25.336	28.807 197.0	2:18.883
4	3:58.802 222.6	1:29.266	29.452 193.2	X:00.000	10 - 24.772 256.5	1:22.261	28.680 197.0	2:15.713
5	25.033 254.7	1:27.359	29.687 194.9	2:22.079	11 - 24.728 258.3	1:21.943	28.545 197.0	2:15.216
6	24.877 255.3	1:24.515	28.885 195.6	2:18.277				
31	Jo MERSZEI			MAC	Dallara Opel-Spiess			
1	X:00.000 155.1	2:27.850	38.907 171.9	X:00.000	6 - 32.416 186.5	1:48.079	54.594	3:15.089P
2	31.010 218.1	1:43.871	32.760 183.3	2:47.641	7 - 6:00.373 226.8	1:40.358	32.153 187.1	X:00.000
3	27.198 198.5	2:01.218	32.175 187.5	3:00.591	8 - 25.683 248.2	1:30.814	30.632 191.1	2:27.129
4	25.817 236.3	1:45.144	33.313 186.8	2:44.274	9 - 25.464 249.4	1:28.912	29.894 191.4	2:24.270
5	26.070 244.8	1:32.861	31.626 183.6	2:30.557				



**51st Macau Grand Prix Formula 3 (FIA Intercontinental Cup)
FREE PRACTICE 1 - SECTOR ANALYSIS**

(contd.)

32	Daisuke IKEDA			JPN		Dallara Opel-Spiess					
1 - X:00.000	159.5	2:19.316	34.976	182.7	X:00.000	7 - 25.249	246.0	1:31.099	30.665	190.4	2:27.013
2 - 28.036	221.3	1:36.543	32.614	183.3	2:37.193	8 - 25.551	249.4	1:29.727	30.335	191.4	2:25.613
3 - 26.856	240.0	1:55.043	31.896	186.2	2:53.795	9 - 25.392	250.0	1:30.468	33.523	190.4	2:29.383
4 - 29.407	238.4	1:32.271	30.441	191.1	2:32.119	10 - 25.959	244.8	1:30.687	30.039	191.4	2:26.685
5 - 25.853	251.1	1:33.629	31.004	187.5	2:30.486	11 - 25.322	248.2	1:29.296	29.879	194.5	2:24.497
6 - 25.844	248.2	1:31.265	30.379	192.5	2:27.488	12 - 25.079	254.1	1:27.319	29.594	196.0	2:21.992
33	Marchy LEE			HKG		Dallara Honda-Mugen					
1 - X:00.000	120.4	2:29.938	35.584	184.6	X:00.000	7 - 27.343	194.2	1:35.918	29.994	192.8	2:33.255
2 - 27.985	229.7	1:37.407	31.827	189.4	2:37.219	8 - 25.121	254.7	1:25.348	29.607	193.8	2:20.076
3 - 26.249	243.7	1:50.711	31.413	191.1	2:48.373	9 - 24.901	256.5	1:38.328	30.856	195.2	2:34.085
4 - 26.575	237.3	1:31.351	30.470	192.1	2:28.396	10 - 24.919	255.3	1:26.468	29.941	195.6	2:21.328
5 - 25.531	250.0	1:32.557	31.204	190.1	2:29.292	11 - 24.934	255.3	1:28.374	29.700	195.6	2:23.008
6 - 25.516	250.0	1:28.950	30.237	194.9	2:24.703	12 - 24.727	260.8	1:24.291	29.321	197.4	2:18.339




51st Macau Grand Prix Formula 3 (FIA Intercontinental Cup) FREE PRACTICE 1 - SPEED TRAPS - FINISH LINE

POS	NO	CL	NAME	NAT	CAR	KPH
1	7		Nelson PIQUET	BRA	Dallara Honda-Mugen	199.6
2	6		Nico ROSBERG	GER	Dallara Opel-Spiess	198.8
3	8		Jamie GREEN	GBR	Dallara Mercedes-HWA	198.8
4	4		Ronnie QUINTARELLI	ITA	Dallara Toyota-Toms	198.8
5	23		Richard ANTINUCCI	USA	Dallara Toyota-Toms	198.5
6	25		Danny WATTS	GBR	Dallara Renault-Sodemo	198.5
7	27		Ho Pin TUNG	NED	Dallara Renault-Sodemo	198.5
8	26		Lucas di GRASSI	BRA	Dallara Renault-Sodemo	198.1
9	9		Alexandre PREMAT	FRA	Dallara Mercedes-HWA	198.1
10	18		Alvaro PARENTE	POR	Dallara Honda-Mugen	198.1
11	24		Kazuki NAKAJIMA	JPN	Dallara Toyota-Toms	197.8
12	10		Eric SALIGNON	FRA	Dallara Mercedes-HWA	197.4
13	33		Marchy LEE	HKG	Dallara Honda-Mugen	197.4
14	22		Robert KUBICA	POL	Dallara Mercedes-HWA	197.4
15	14		Franck PERERA	FRA	Dallara Opel-Spiess	197.4
16	21		Lewis HAMILTON	GBR	Dallara Mercedes-HWA	197.4
17	30		Fabio CARBONE	BRA	Dallara Nissan-Tomei	197.0
18	29		Michael HO	MAC	Dallara Toyota-Toms	196.7
19	19		Marko ASMER	EST	Dallara Honda-Mugen	196.3
20	32		Daisuke IKEDA	JPN	Dallara Opel-Spiess	196.0
21	1		Giedo van der GARDE	NED	Dallara Opel-Spiess	196.0
22	16		Matteo CRESSONI	ITA	Dallara Honda-Mugen	196.0
23	2		Loic DUVAL	FRA	Dallara Opel-Spiess	196.0
24	5		Naoki YOKOMIZO	JPN	Dallara Toyota-Toms	195.6
25	3		James ROSSITER	GBR	Dallara Opel-Spiess	195.6
26	20		Rodolfo AVILA	MAC	Dallara Honda-Mugen	195.6
27	12		Robert AUSTIN	GBR	Dallara Opel-Spiess	195.2
28	28		Christian JONES	AUS	Dallara Toyota-Toms	194.9
29	11		Adam CARROLL	GBR	Dallara Opel-Spiess	194.9
30	17		LEI Kit Meng	MAC	Dallara Honda-Mugen	193.8
31	31		Jo MERSZEI	MAC	Dallara Opel-Spiess	191.4

Weather/Track: Sunny/Dry

Circuito Da Guia
Circuit Length = 6.1200 km.
Start: 10:11 End: 10:41



51st Macau Grand Prix Formula 3 (FIA Intercontinental Cup) FREE PRACTICE 1 - SPEED TRAPS - SECTOR 1

(contd.)

POS	NO	CL	NAME	NAT	CAR	KPH
1	22		Robert KUBICA	POL	Dallara Mercedes-HWA	267.9
2	2		Loic DUVAL	FRA	Dallara Opel-Spiess	265.3
3	18		Alvaro PARENTE	POR	Dallara Honda-Mugen	265.3
4	21		Lewis HAMILTON	GBR	Dallara Mercedes-HWA	263.4
5	26		Lucas di GRASSI	BRA	Dallara Renault-Sodemo	262.1
6	6		Nico ROSBERG	GER	Dallara Opel-Spiess	262.1
7	12		Robert AUSTIN	GBR	Dallara Opel-Spiess	262.1
8	4		Ronnie QUINTARELLI	ITA	Dallara Toyota-Toms	261.5
9	33		Marchy LEE	HKG	Dallara Honda-Mugen	260.8
10	7		Nelson PIQUET	BRA	Dallara Honda-Mugen	260.8
11	24		Kazuki NAKAJIMA	JPN	Dallara Toyota-Toms	260.8
12	8		Jamie GREEN	GBR	Dallara Mercedes-HWA	260.8
13	1		Giedo van der GARDE	NED	Dallara Opel-Spiess	260.8
14	23		Richard ANTINUCCI	USA	Dallara Toyota-Toms	260.8
15	25		Danny WATTS	GBR	Dallara Renault-Sodemo	260.2
16	16		Matteo CRESSONI	ITA	Dallara Honda-Mugen	260.2
17	14		Franck PERERA	FRA	Dallara Opel-Spiess	260.2
18	9		Alexandre PREMAT	FRA	Dallara Mercedes-HWA	259.6
19	27		Ho Pin TUNG	NED	Dallara Renault-Sodemo	259.6
20	11		Adam CARROLL	GBR	Dallara Opel-Spiess	258.9
21	30		Fabio CARBONE	BRA	Dallara Nissan-Tomei	258.3
22	19		Marko ASMER	EST	Dallara Honda-Mugen	257.7
23	5		Naoki YOKOMIZO	JPN	Dallara Toyota-Toms	257.1
24	20		Rodolfo AVILA	MAC	Dallara Honda-Mugen	257.1
25	3		James ROSSITER	GBR	Dallara Opel-Spiess	255.9
26	10		Eric SALIGNON	FRA	Dallara Mercedes-HWA	255.9
27	29		Michael HO	MAC	Dallara Toyota-Toms	255.3
28	28		Christian JONES	AUS	Dallara Toyota-Toms	254.7
29	32		Daisuke IKEDA	JPN	Dallara Opel-Spiess	254.1
30	17		LEI Kit Meng	MAC	Dallara Honda-Mugen	253.5
31	31		Jo MERSZEI	MAC	Dallara Opel-Spiess	249.4

Weather/Track: Sunny/Dry


Circuito Da Guia
Circuit Length = 6.1200 km.
Start: 10:11 End: 10:41



51st Macau Grand Prix Formula 3 (FIA Intercontinental Cup)
FREE PRACTICE 1 - BEST SECTOR TIMES

SECTOR 1			SECTOR 2			SECTOR 3			IDEAL / BEST COMPARISON						
POS	NO	NAME	TIME	NO	NAME	TIME	NO	NAME	TIME	POS	NO	NAME	IDEAL	BEST	DIFF
1	22	KUBICA	24.257	30	CARBONE	1:21.943	24	NAKAJIMA	28.479	1	30	CARBONE	2:15.216	2:15.216	0.000
2	18	PARENTE	24.331	23	ANTINUCCI	1:22.457	30	CARBONE	28.545	2	23	ANTINUCCI	2:15.769	2:15.828	0.059
3	21	HAMILTON	24.393	6	ROSBERG	1:22.484	10	SALIGNON	28.687	3	24	NAKAJIMA	2:15.773	2:16.293	0.520
4	4	QUINTARELLI	24.454	22	KUBICA	1:22.667	9	PREMAT	28.782	4	22	KUBICA	2:15.835	2:16.009	0.174
5	27	TUNG	24.463	21	HAMILTON	1:22.672	23	ANTINUCCI	28.803	5	21	HAMILTON	2:15.933	2:16.003	0.070
6	8	GREEN	24.491	24	NAKAJIMA	1:22.718	25	WATTS	28.838	6	6	ROSBERG	2:15.981	2:16.163	0.182
7	9	PREMAT	24.499	4	QUINTARELLI	1:23.027	5	YOKOMIZO	28.854	7	9	PREMAT	2:16.365	2:16.721	0.356
8	2	DUVAL	24.506	9	PREMAT	1:23.084	7	PIQUET	28.856	8	4	QUINTARELLI	2:16.449	2:16.638	0.189
9	23	ANTINUCCI	24.509	25	WATTS	1:23.187	21	HAMILTON	28.868	9	18	PARENTE	2:16.579	2:16.958	0.379
10	6	ROSBERG	24.537	18	PARENTE	1:23.213	27	TUNG	28.882	10	25	WATTS	2:16.636	2:16.712	0.076
11	26	GRASSI	24.551	5	YOKOMIZO	1:23.241	26	GRASSI	28.885	11	5	YOKOMIZO	2:16.880	2:16.952	0.072
12	7	PIQUET	24.567	2	DUVAL	1:23.515	8	GREEN	28.907	12	2	DUVAL	2:16.988	2:17.737	0.749
13	24	NAKAJIMA	24.576	8	GREEN	1:23.750	22	KUBICA	28.911	13	8	GREEN	2:17.148	2:17.615	0.467
14	12	AUSTIN	24.577	1	GARDE	1:23.840	6	ROSBERG	28.960	14	10	SALIGNON	2:17.303	2:17.465	0.162
15	16	CRESSONI	24.608	10	SALIGNON	1:23.929	2	DUVAL	28.967	15	14	PERERA	2:17.683	2:17.916	0.233
16	25	WATTS	24.611	14	PERERA	1:23.971	11	CARROLL	28.968	16	1	GARDE	2:17.705	2:17.987	0.282
17	14	PERERA	24.629	29		1:24.081	4	QUINTARELLI	28.968	17	26	GRASSI	2:17.843	2:18.091	0.248
18	10	SALIGNON	24.687	33	LEE	1:24.291	18	PARENTE	29.035	18	29		2:18.267	2:18.459	0.192
19	1	GARDE	24.702	26	GRASSI	1:24.407	14	PERERA	29.083	19	33	LEE	2:18.339	2:18.339	0.000
20	19	ASMER	24.720	3	ROSSITER	1:25.236	29		29.134	20	11	CARROLL	2:19.060	2:19.097	0.037
21	33	LEE	24.727	11	CARROLL	1:25.334	1	GARDE	29.163	21	27	TUNG	2:19.296	2:19.576	0.280
22	30	CARBONE	24.728	19	ASMER	1:25.435	19	ASMER	29.177	22	19	ASMER	2:19.332	2:19.336	0.004
23	11	CARROLL	24.758	27	TUNG	1:25.951	3	ROSSITER	29.301	23	3	ROSSITER	2:19.397	2:19.727	0.330
24	5	YOKOMIZO	24.785	7	PIQUET	1:26.087	33	LEE	29.321	24	7	PIQUET	2:19.510	2:19.520	0.010
25	20	AVILA	24.837	32	IKEDA	1:27.319	32	IKEDA	29.594	25	32	IKEDA	2:21.992	2:21.992	0.000
26	3	ROSSITER	24.860	12	AUSTIN	1:28.004	28	JONES	29.666	26	12	AUSTIN	2:22.494	2:22.814	0.320
27	17	LEI	24.929	28	JONES	1:28.408	16	CRESSONI	29.817	27	28	JONES	2:23.142	2:23.142	0.000
28	29		25.052	31	MERSZEI	1:28.912	20	AVILA	29.881	28	31	MERSZEI	2:24.270	2:24.270	0.000
29	28	JONES	25.068	20	AVILA	1:30.081	31	MERSZEI	29.894	29	20	AVILA	2:24.799	2:25.123	0.324
30	32	IKEDA	25.079	17	LEI	1:30.413	12	AUSTIN	29.913	30	17	LEI	2:25.630	2:26.322	0.692
31	31	MERSZEI	25.464	16	CRESSONI	1:31.611	17	LEI	30.288	31	16	CRESSONI	2:26.036	2:26.062	0.026
32															

Perfect Lap	2:14.679
-------------	----------



51st Macau Grand Prix Formula 3 (FIA Intercontinental Cup) QUALIFYING 1

POS	NO	CL	NAME	NAT	CAR	TIME	LAPS	GAP	KPH
1	21		Lewis HAMILTON	GBR	Dallara Mercedes-HWA	2:12.344	15		166.47
2	8		Jamie GREEN	GBR	Dallara Mercedes-HWA	2:13.372	15	1.028	165.19
3	30		Fabio CARBONE	BRA	Dallara Nissan-Tomei	2:13.786	16	1.442	164.68
4	23		Richard ANTINUCCI	USA	Dallara Toyota-Toms	2:13.791	16	1.447	164.67
5	25		Danny WATTS	GBR	Dallara Renault-Sodemo	2:14.161	17	1.817	164.22
6	6		Nico ROSBERG	GER	Dallara Opel-Spiess	2:14.331	14	1.987	164.01
7	14		Franck PERERA	FRA	Dallara Opel-Spiess	2:14.336	17	1.992	164.00
8	24		Kazuki NAKAJIMA	JPN	Dallara Toyota-Toms	2:14.345	15	2.001	163.99
9	4		Ronnie QUINTARELLI	ITA	Dallara Toyota-Toms	2:14.400	15	2.056	163.92
10	18		Alvaro PARENTE	POR	Dallara Honda-Mugen	2:14.435	11	2.091	163.88
11	11		Adam CARROLL	GBR	Dallara Opel-Spiess	2:14.597	16	2.253	163.68
12	3		James ROSSITER	GBR	Dallara Opel-Spiess	2:14.655	14	2.311	163.61
13	9		Alexandre PREMAT	FRA	Dallara Mercedes-HWA	2:14.776	15	2.432	163.47
14	5		Naoki YOKOMIZO	JPN	Dallara Toyota-Toms	2:14.849	14	2.505	163.38
15	2		Loic DUVAL	FRA	Dallara Opel-Spiess	2:15.263	15	2.919	162.88
16	7		Nelson PIQUET	BRA	Dallara Honda-Mugen	2:15.297	14	2.953	162.84
17	12		Robert AUSTIN	GBR	Dallara Opel-Spiess	2:16.088	16	3.744	161.89
18	15		Katsuyuki HIRANAKA	JPN	Dallara Opel-Spiess	2:16.623	16	4.279	161.26
19	27		Ho Pin TUNG	NED	Dallara Renault-Sodemo	2:16.993	16	4.649	160.82
20	22		Robert KUBICA	POL	Dallara Mercedes-HWA	2:17.217	5	4.873	160.56
21	29		Michael HO.	MAC	Dallara Toyota-Toms	2:17.814	15	5.470	159.86
22	16		Matteo CRESSONI	ITA	Dallara Honda-Mugen	2:17.875	17	5.531	159.79
23	32		Daisuke IKEDA	JPN	Dallara Opel-Spiess	2:18.588	11	6.244	158.97
24	33		Marchy LEE	HKG	Dallara Honda-Mugen	2:18.979	5	6.635	158.52
25	28		Christian JONES	AUS	Dallara Toyota-Toms	2:19.280	15	6.936	158.18
26	26		Lucas di GRASSI	BRA	Dallara Renault-Sodemo	2:19.286	6	6.942	158.17
27	19		Marko ASMER	EST	Dallara Honda-Mugen	2:19.600	4	7.256	157.82
28	10		Eric SALIGNON	FRA	Dallara Mercedes-HWA	2:20.727	3	8.383	156.55
29	17		LEI Kit Meng	MAC	Dallara Honda-Mugen	2:21.298	15	8.954	155.92
30	20		Rodolfo AVILA	MAC	Dallara Honda-Mugen	2:22.576	13	10.232	154.52
31	31		Jo MERSZEI	MAC	Dallara Opel-Spiess	2:24.250	14	11.906	152.73
32	1		Giedo van der GARDE	NED	Dallara Opel-Spiess	20:20.835	1	18:08.491	18.04

Weather/Track: Sunny/Dry

Circuito Da Guia
Circuit Length = 6.1200 km.
Start: 13:25 End: 14:31

Race Director:	Stewards:	Timekeeper:
----------------	-----------	-------------

**51st Macau Grand Prix Formula 3 (FIA Intercontinental Cup)
QUALIFYING 1 - SECTOR ANALYSIS**

1	Giedo van der GARDE		NED		Dallara Opel-Spiess			
	1 -X:00.000 235.2	1:30.983	30.014 192.5	X:00.000				
2	Loic DUVAL		FRA		Dallara Opel-Spiess			
	1 -X:00.000 236.8	1:36.113	29.816 191.4	X:00.000	9 - 24.979 255.3	1:22.095	28.621 197.4	2:15.695
	2 - 25.533 253.5	1:37.096	29.342 194.5	2:31.971	10 - 24.761 259.6	1:27.554	29.530 195.6	2:21.845
	3 - 25.074 256.5	1:27.267	29.163 195.2	2:21.504	11 -X:00.000 250.0	1:33.369	30.234 187.5	X:00.000
	4 -X:00.000 232.2	1:28.220	29.494 193.2	X:00.000	12 - 25.205 257.1	1:29.159	29.009 194.5	2:23.373
	5 - 25.018 257.7	2:17.726	30.579 194.9	3:13.323	13 - 24.982 256.5	1:34.839	29.114 195.2	2:28.935
	6 - 24.777 259.6	1:34.645	30.060 195.2	2:29.482	14 - 25.027 261.5	1:43.124	28.939 196.7	2:37.090
	7 - 24.739 260.8	1:33.474	29.259 195.2	2:27.472	15 - 24.738 259.6	1:21.656	28.869 197.0	2:15.263
	8 - 24.726 260.8	1:27.560	29.239 195.6	2:21.525				
3	James ROSSITER		GBR		Dallara Opel-Spiess			
	1 -X:00.000 197.4	1:32.668	30.105 192.5	X:00.000	8 - 24.871 255.3	1:25.387	49.891	2:40.149P
	2 - 25.144 254.7	1:38.806	29.374 193.8	2:33.324	9 - 3:23.732 240.0	1:24.743	29.085 197.0	X:00.000
	3 - 25.079 255.3	1:23.873	29.067 195.2	2:18.019	10 -X:00.000 188.1	1:28.259	30.133 195.6	X:00.000
	4 -X:00.000 200.3	1:28.479	33.534 192.5	X:00.000	11 - 25.006 255.3	1:24.107	31.124 193.8	2:20.237
	5 - 25.036 255.3	2:16.734	33.708 194.5	3:15.478	12 - 25.009 254.7	1:31.093	28.912 198.5	2:25.014
	6 - 25.071 254.7	1:34.594	29.267 197.8	2:28.932	13 - 24.641 254.1	1:42.035	29.171 197.0	2:35.847
	7 - 24.540 258.3	1:36.673	29.056 198.1	2:30.269	14 - 24.942 254.7	1:21.153	28.560 200.0	2:14.655
4	Ronnie QUINTARELLI		ITA		Dallara Toyota-Toms			
	1 -X:00.000 234.2	1:31.692	29.964 192.1	X:00.000	9 - 24.615 258.3	1:23.886	38.650 198.5	2:27.151
	2 - 24.873 256.5	1:24.364	29.479 194.2	2:18.716	10 - 24.684 257.1	1:21.104	28.612 199.2	2:14.400
	3 - 24.682 258.9	1:26.475	29.094 195.6	2:20.251	11 -X:00.000 244.3	1:31.253	30.978 194.9	X:00.000
	4 -X:00.000 233.7	1:28.734	29.466 195.6	X:00.000	12 - 24.643 258.3	1:25.995	28.876 199.2	2:19.514
	5 - 24.885 256.5	1:44.448	33.118 196.0	2:42.451	13 - 24.257 263.4	1:22.565	28.605 198.1	2:15.427
	6 - 24.682 258.3	1:44.943	34.480 197.0	2:44.105	14 - 24.460 259.6	1:49.728	31.394 195.2	2:45.582
	7 - 24.604 258.3	1:35.301	29.262 197.4	2:29.167	15 - 24.569 260.2	1:23.731	30.065 198.5	2:18.365
	8 - 24.673 257.1	1:22.272	28.761 194.5	2:15.706				
5	Naoki YOKOMIZO		JPN		Dallara Toyota-Toms			
	1 -X:00.000 223.1	1:31.847	29.589 191.4	X:00.000	8 - 24.802 257.7	1:21.920	28.656 196.0	2:15.378
	2 - 25.570 253.5	1:25.973	29.348 194.5	2:20.891	9 - 24.649 259.6	1:21.447	28.868 189.4	2:14.964
	3 - 24.614 260.8	1:28.186	29.025 193.5	2:21.825	10 -X:00.000 240.0	1:25.629	28.791 194.2	X:00.000
	4 -X:00.000 218.1	1:29.551	29.721 194.5	X:00.000	11 - 24.883 257.1	1:22.557	28.642 195.6	2:16.082
	5 - 24.826 256.5	2:20.915	48.898	3:34.639P	12 - 24.721 257.7	1:21.665	28.519 197.4	2:14.905
	6 - 3:26.023 232.2	1:30.843	29.298 193.5	X:00.000	13 - 24.596 257.7	1:23.217	30.205 196.7	2:18.018
	7 - 24.905 257.1	1:23.757	29.682 195.6	2:18.344	14 - 24.621 260.2	1:21.799	28.429 199.6	2:14.849
6	Nico ROSBERG		GER		Dallara Opel-Spiess			
	1 -X:00.000 215.5	1:32.875	30.107 192.8	X:00.000	8 - 24.693 258.3	1:21.687	29.225 196.7	2:15.605
	2 - 24.891 255.9	1:27.339	29.425 195.6	2:21.655	9 - 24.611 259.6	1:27.408	28.784 199.6	2:20.803
	3 - 25.044 253.5	1:26.777	29.045 197.4	2:20.866	10 - 24.602 258.3	1:21.036	28.693 198.5	2:14.331
	4 -X:00.000 213.8	1:26.306	32.634 196.0	X:00.000	11 -X:00.000 247.7	1:26.018	29.014 198.5	X:00.000
	5 - 24.842 256.5	2:22.126	30.605 196.0	3:17.573	12 - 24.768 256.5	1:21.614	28.622 199.2	2:15.004
	6 - 24.737 257.1	1:40.448	29.393 198.1	2:34.578	13 - 24.686 256.5	1:23.529	29.270 200.3	2:17.485
	7 - 24.644 258.3	1:33.177	29.928 197.0	2:27.749	14 - 24.275 260.8	1:23.587	28.611 200.3	2:16.473

**51st Macau Grand Prix Formula 3 (FIA Intercontinental Cup)
QUALIFYING 1 - SECTOR ANALYSIS**

(contd.)

7	Nelson PIQUET		BRA		Dallara Honda-Mugen								
1	-X:00.000	225.9	1:33.380	29.647	196.0	X:00.000	8 - 2:40.565	210.1	1:29.911	29.291	193.5	4:39.767	
2	-	24.929	256.5	1:29.883	29.024	198.1	2:23.836	9 - 24.876	258.3	1:23.567	28.790	198.5	2:17.233
3	-	24.823	257.7	1:26.756	28.660	198.8	2:20.239	10 - X:00.000	232.2	1:35.372	29.339	198.1	X:00.000
4	-X:00.000	229.2	1:31.379	29.880	196.3	X:00.000	11 - 24.853	260.2	1:27.188	28.694	199.2	2:20.735	
5	-	24.748	257.7	2:52.079	31.136	198.1	3:47.963	12 - 24.464	257.7	1:22.267	28.566	200.3	2:15.297
6	-	24.806	256.5	1:36.974	28.871	200.0	2:30.651	13 - 24.568	260.2	1:50.705	30.601	199.6	2:45.874
7	-	24.598	262.1	1:31.623	46.689		2:42.910P	14 - 24.400	262.1	1:24.470	28.870	197.8	2:17.740
8	Jamie GREEN		GBR		Dallara Mercedes-HWA								
1	-X:00.000	216.4	1:31.079	33.960	191.1	X:00.000	9 - 24.386	264.0	1:21.402	28.445	198.8	2:14.233	
2	-	25.106	256.5	1:23.020	28.783	196.0	2:16.909	10 - 24.443	261.5	1:23.141	28.573	198.8	2:16.157
3	-	24.853	256.5	1:25.727	35.999	196.0	2:26.579	11 - X:00.000	252.9	1:28.240	28.948	195.6	X:00.000
4	-	24.827	258.3	1:26.637	28.774	197.4	2:20.238	12 - 24.936	257.7	1:21.458	28.381	198.5	2:14.775
5	-X:00.000	190.8	1:28.473	30.105	194.2	X:00.000	13 - 24.732	257.7	1:20.894	28.085	198.8	2:13.711	
6	-	24.907	256.5	2:16.125	40.317		3:21.349P	14 - 24.645	258.3	1:35.206	29.156	198.5	2:29.007
7	-	2:48.928	241.0	1:34.774	28.981	198.5	4:52.683	15 - 24.638	258.9	1:20.650	28.084	199.2	2:13.372
8	-	24.680	258.3	1:23.927	28.612	199.6	2:17.219						
9	Alexandre PREMAT		FRA		Dallara Mercedes-HWA								
1	-X:00.000	232.2	1:41.188	30.582	189.1	X:00.000	9 - 3:49.364	241.6	1:27.976	28.748	197.4	X:00.000	
2	-	25.377	254.1	1:25.276	29.195	194.9	2:19.848	10 - 24.845	256.5	1:33.144	28.600	198.1	2:26.589
3	-	25.043	255.9	1:25.656	28.770	197.4	2:19.469	11 - X:00.000	229.2	1:36.373	29.367	191.1	X:00.000
4	-	24.845	255.9	1:22.742	28.582	196.3	2:16.169	12 - 25.014	256.5	1:23.099	28.379	196.3	2:16.492
5	-X:00.000	232.2	1:34.104	29.700	193.8	X:00.000	13 - 24.881	255.9	1:21.431	28.464	195.6	2:14.776	
6	-	25.084	254.1	2:21.528	30.187	196.3	3:16.799	14 - 24.880	255.9	1:58.038	30.093	196.7	2:53.011
7	-	24.973	255.3	1:38.255	28.836	194.5	2:32.064	15 - 25.013	253.5	1:26.064	43.305		2:34.382P
8	-	24.967	255.3	1:30.998	45.857		2:41.822P						
10	Eric SALIGNON		FRA		Dallara Mercedes-HWA								
1	-X:00.000	235.8	1:34.840	33.429	191.1	X:00.000	3 - 25.110	254.7	1:26.530	29.087	197.0	2:20.727	
2	-	25.205	254.1	1:26.382	29.410	191.4	2:20.997						
11	Adam CARROLL		GBR		Dallara Opel-Spiess								
1	-X:00.000	235.8	1:34.769	30.244	190.4	X:00.000	9 - 24.899	255.9	1:22.519	28.614	197.0	2:16.032	
2	-	25.179	255.3	1:27.826	29.372	195.2	2:22.377	10 - 24.844	257.1	1:22.420	28.723	196.3	2:15.987
3	-	24.954	256.5	1:26.287	29.188	195.2	2:20.429	11 - X:00.000	237.3	1:33.767	29.489	194.5	X:00.000
4	-X:00.000	186.8	1:37.176	30.032	192.8	X:00.000	12 - 24.958	256.5	1:23.511	29.681	196.3	2:18.150	
5	-	25.153	254.1	2:47.690	31.861	190.4	3:44.704	13 - 24.869	255.3	1:26.116	28.674	197.4	2:19.659
6	-	25.019	257.7	1:38.615	29.012	195.6	2:32.646	14 - 24.493	260.2	1:21.633	28.471	197.0	2:14.597
7	-	24.930	255.9	1:35.255	28.946	196.3	2:29.131	15 - 24.743	258.3	1:21.838	28.604	195.6	2:15.185
8	-	24.930	255.9	1:22.562	28.696	196.0	2:16.188	16 - 24.628	261.5	1:25.324	28.697	197.8	2:18.649
12	Robert AUSTIN		GBR		Dallara Opel-Spiess								
1	-X:00.000	193.8	1:37.391	30.740	190.8	X:00.000	9 - 24.819	256.5	1:27.531	29.611	197.8	2:21.961	
2	-	25.571	249.4	1:28.495	29.681	194.9	2:23.747	10 - 24.848	257.1	1:23.461	28.791	196.7	2:17.100
3	-	25.029	255.3	1:28.488	29.554	195.2	2:23.071	11 - X:00.000	235.8	1:33.751	30.386	195.2	X:00.000
4	-X:00.000	224.5	1:28.891	29.566	193.5	X:00.000	12 - 25.003	255.3	1:24.046	28.887	196.3	2:17.936	
5	-	25.070	255.3	2:14.681	30.708	196.7	3:10.459	13 - 24.768	258.3	1:26.180	28.608	197.0	2:19.556
6	-	24.781	257.1	1:41.049	33.380	194.2	2:39.210	14 - 24.939	255.9	1:22.855	28.803	196.7	2:16.597
7	-	24.976	254.7	1:30.086	29.327	197.0	2:24.389	15 - 24.744	257.7	1:24.076	29.244	196.7	2:18.064
8	-	24.895	255.9	1:23.839	28.986	196.7	2:17.720	16 - 24.901	254.7	1:22.413	28.774	198.1	2:16.088



**51st Macau Grand Prix Formula 3 (FIA Intercontinental Cup)
QUALIFYING 1 - SECTOR ANALYSIS**

(contd.)

14 Franck PERERA		FRA		Dallara Opel-Spiess	
1 - X:00.000	221.3 1:33.198	32.608 193.8	X:00.000	10 - 24.295 264.7	1:30.212 29.040 198.1 2:23.547
2 -	24.970 257.1 1:25.344	29.991 183.6	2:20.305	11 -	24.682 260.2 1:21.864 28.640 197.4 2:15.186
3 -	25.386 255.9 1:27.183	29.838 197.4	2:22.407	12 - X:00.000	124.1 1:43.652 29.265 196.0 X:00.000
4 -	24.683 260.2 1:25.550	29.726 195.2	2:19.959	13 -	24.791 260.8 1:22.186 28.639 197.0 2:15.616
5 - X:00.000	206.8 1:28.776	29.454 195.2	X:00.000	14 -	24.719 259.6 1:21.189 28.571 198.8 2:14.479
6 -	24.781 260.2 2:17.017	32.245 196.3	3:14.043	15 -	24.566 259.6 1:21.265 28.505 197.8 2:14.336
7 -	24.590 262.1 1:36.165	29.725 196.0	2:30.480	16 -	24.541 262.1 1:27.614 28.963 196.7 2:21.118
8 -	24.539 261.5 1:37.241	29.739 197.4	2:31.519	17 -	24.621 258.9 1:23.408 28.872 197.0 2:16.901
9 -	24.667 260.2 1:22.759	28.892 197.8	2:16.318		
15 Katsuyuki HIRANAKA		JPN		Dallara Opel-Spiess	
1 - X:00.000	237.3 1:36.912	30.447 189.1	X:00.000	9 -	24.810 256.5 1:23.812 28.862 196.7 2:17.484
2 -	25.139 256.5 1:33.970	29.622 194.2	2:28.731	10 -	24.630 259.6 1:29.509 29.371 194.5 2:23.510
3 -	25.035 255.9 1:42.952	49.064	2:57.051P	11 - X:00.000	242.1 1:33.814 29.789 194.5 X:00.000
4 - X:00.000	238.9 1:30.502	29.745 193.2	X:00.000	12 -	24.978 256.5 1:23.581 28.742 196.0 2:17.301
5 -	25.308 242.6 2:10.864	30.266 197.0	3:06.438	13 -	24.900 255.3 1:27.822 28.918 196.3 2:21.640
6 -	24.597 260.8 1:50.800	29.165 195.2	2:44.562	14 -	24.814 257.1 1:27.237 28.864 197.8 2:20.915
7 -	24.782 257.1 1:25.141	28.928 196.7	2:18.851	15 -	24.776 257.1 1:23.097 28.750 193.8 2:16.623
8 -	24.527 261.5 1:29.307	29.094 195.6	2:22.928	16 -	24.926 255.9 1:22.841 28.943 196.7 2:16.710
16 Matteo CRESSONI		ITA		Dallara Honda-Mugen	
1 - X:00.000	230.2 1:36.423	30.916 191.8	X:00.000	10 -	24.723 258.9 1:25.757 29.362 197.0 2:19.842
2 -	25.190 254.1 1:31.024	30.375 193.5	2:26.589	11 -	24.750 259.6 1:24.818 29.306 194.9 2:18.874
3 -	24.984 257.7 1:33.181	30.003 195.6	2:28.168	12 - X:00.000	241.6 1:33.298 29.527 196.0 X:00.000
4 -	24.816 258.9 1:29.055	29.697 196.3	2:23.568	13 -	24.522 264.0 1:25.017 29.075 198.5 2:18.614
5 - X:00.000	207.6 1:32.524	31.431 193.2	X:00.000	14 -	24.520 261.5 1:25.863 29.325 197.4 2:19.708
6 -	24.795 258.9 2:23.082	30.476 194.9	3:18.353	15 -	24.495 262.7 1:27.013 29.229 197.4 2:20.737
7 -	24.630 258.9 1:40.103	29.754 196.0	2:34.487	16 -	24.744 264.0 1:27.848 30.713 197.4 2:23.305
8 -	24.578 260.2 1:33.024	29.387 197.4	2:26.989	17 -	24.483 262.7 1:24.404 28.988 199.2 2:17.875
9 -	24.533 262.1 1:26.757	29.297 197.0	2:20.587		
17 LEI Kit Meng		MAC		Dallara Honda-Mugen	
1 - X:00.000	202.2 1:42.008	34.574 146.3	X:00.000	9 -	24.949 256.5 1:27.009 29.857 193.8 2:21.815
2 -	28.950 235.8 1:42.312	32.229 184.6	2:43.491	10 -	24.972 256.5 1:28.607 30.228 182.7 2:23.807
3 -	25.827 252.3 1:32.417	31.638 193.2	2:29.882	11 - X:00.000	235.8 1:36.575 30.585 193.2 X:00.000
4 - X:00.000	231.7 1:33.536	31.213 190.4	X:00.000	12 -	24.953 257.1 1:27.638 30.118 188.8 2:22.709
5 -	26.634 244.8 2:01.344	30.955 189.8	2:58.933	13 -	25.565 253.5 1:29.826 30.444 192.1 2:25.835
6 -	24.944 257.7 1:49.848	30.686 192.5	2:45.478	14 -	25.068 254.7 1:43.750 30.419 194.5 2:39.237
7 -	24.872 257.7 1:27.708	30.123 190.4	2:22.703	15 -	24.796 257.7 1:26.421 30.081 194.9 2:21.298
8 -	24.982 257.1 1:26.905	29.934 191.1	2:21.821		
18 Alvaro PARENTE		POR		Dallara Honda-Mugen	
1 - X:00.000	230.2 1:35.923	30.262 193.2	X:00.000	7 -	24.677 258.9 1:41.639 29.506 197.4 2:35.822
2 -	24.748 255.3 1:31.785	29.415 196.7	2:25.948	8 -	24.736 261.5 1:33.879 29.030 193.8 2:27.645
3 -	24.604 264.0 1:36.798	29.033 196.7	2:30.435	9 -	24.539 262.7 1:24.065 28.649 198.5 2:17.253
4 -	24.558 258.3 1:25.521	29.455 195.6	2:19.534	10 -	24.358 262.7 1:21.565 28.512 200.0 2:14.435
5 - X:00.000	231.7 1:33.201	29.464 196.7	X:00.000	11 -	24.349 262.7 1:23.103 28.745 195.2 2:16.197
6 -	24.788 257.1 2:37.517	29.213 195.2	3:31.518		

**51st Macau Grand Prix Formula 3 (FIA Intercontinental Cup)
QUALIFYING 1 - SECTOR ANALYSIS**

(contd.)

19	Marko ASMER			EST	Dallara Honda-Mugen			
1	X:00.000 230.2	1:36.096	30.581 191.8	X:00.000	3 - 24.688 256.5	1:25.724	29.188 196.3	2:19.600
2	25.566 250.0	1:28.064	29.440 195.2	2:23.070	4 - 24.303 264.7	1:27.949	28.976 195.6	2:21.228
20	Rodolfo AVILA			MAC	Dallara Honda-Mugen			
1	X:00.000 206.5	1:39.077	32.253 188.8	X:00.000	8 - 24.936 256.5	1:27.558	30.082 188.1	2:22.576
2	26.006 247.7	1:33.502	30.275 192.8	2:29.783	9 - 25.738 255.3	1:28.477	30.069 184.6	2:24.284
3	25.171 253.5	1:31.013	30.151 188.4	2:26.335	10 - 25.265 255.9	1:27.478	29.838 189.1	2:22.581
4	X:00.000 222.2	1:32.921	30.493 185.2	X:00.000	11 - X:00.000 232.7	1:34.160	31.915 188.4	X:00.000
5	26.445 201.8	2:23.023	30.699 194.9	3:20.167	12 - 25.199 254.7	1:28.713	30.037 167.1	2:23.949
6	25.243 254.1	1:39.560	29.981 183.3	2:34.784	13 - 25.941 253.5	1:32.551	53.993	2:52.485P
7	26.209 252.9	1:33.514	29.876 194.9	2:29.599				
21	Lewis HAMILTON			GBR	Dallara Mercedes-HWA			
1	X:00.000 180.0	1:34.970	29.510 193.8	X:00.000	9 - 24.697 257.1	1:20.545	28.149 198.5	2:13.391
2	24.832 257.7	1:23.105	28.971 196.7	2:16.908	10 - 24.623 258.3	1:23.841	28.476 198.5	2:16.940
3	24.646 261.5	1:43.860	28.915 196.7	2:37.421	11 - X:00.000 218.6	1:30.277	28.694 199.6	X:00.000
4	24.612 259.6	1:21.611	28.456 197.0	2:14.679	12 - 24.710 258.3	1:19.932	28.241 195.6	2:12.883
5	X:00.000 220.4	1:27.327	30.902 196.7	X:00.000	13 - 24.626 258.9	1:22.543	28.587 200.0	2:15.756
6	24.712 258.3	2:50.439	29.366 197.0	3:44.517	14 - 24.276 262.1	1:19.647	28.421 200.3	2:12.344
7	24.796 257.1	1:42.662	44.211	2:51.669P	15 - 24.148 260.8	1:23.266	40.421	2:27.835P
8	2:35.740 213.8	1:26.062	28.391 198.5	4:30.193				
22	Robert KUBICA			POL	Dallara Mercedes-HWA			
1	X:00.000 224.0	1:32.880	33.563 192.1	X:00.000	4 - 24.443 264.7	1:36.698	31.500 195.6	2:32.641
2	24.848 260.8	1:26.594	29.095 196.0	2:20.537	5 - X:00.000 227.3	1:24.758	31.913 195.2	X:00.000
3	24.667 261.5	1:23.668	28.882 196.7	2:17.217				
23	Richard ANTINUCCI			USA	Dallara Toyota-Toms			
1	X:00.000 234.2	1:32.718	30.039 195.2	X:00.000	9 - 24.229 265.3	1:29.335	28.958 196.7	2:22.522
2	24.642 265.3	1:28.196	29.404 195.2	2:22.242	10 - 24.618 260.8	1:21.794	28.789 198.1	2:15.201
3	24.679 260.8	1:23.587	29.153 197.8	2:17.419	11 - X:00.000 252.3	1:28.475	29.187 197.0	X:00.000
4	X:00.000 251.7	1:28.610	29.841 196.0	X:00.000	12 - 24.693 260.2	1:22.094	28.667 197.8	2:15.454
5	24.390 266.0	2:12.410	30.905 194.9	3:07.705	13 - 24.554 260.8	1:21.301	29.237 198.5	2:15.092
6	24.881 258.9	1:36.326	29.437 194.9	2:30.644	14 - 24.482 260.8	1:20.741	28.568 199.6	2:13.791
7	24.552 261.5	1:36.076	29.364 197.8	2:29.992	15 - 24.325 263.4	1:28.146	28.873 198.1	2:21.344
8	24.414 264.0	1:24.524	29.494 197.8	2:18.432	16 - 24.499 260.8	1:25.708	28.934 191.4	2:19.141
24	Kazuki NAKAJIMA			JPN	Dallara Toyota-Toms			
1	X:00.000 239.4	1:33.952	29.509 192.1	X:00.000	9 - 24.762 256.5	1:22.180	28.423 198.1	2:15.365
2	25.082 257.7	2:07.710	29.413 193.2	3:02.205	10 - 24.758 257.7	1:21.795	28.383 197.4	2:14.936
3	25.177 259.6	1:28.015	28.840 196.7	2:22.032	11 - X:00.000 248.2	1:34.605	29.782 196.3	X:00.000
4	X:00.000 236.3	1:27.315	29.263 195.6	X:00.000	12 - 24.628 260.2	1:23.239	28.510 197.0	2:16.377
5	24.691 260.8	2:21.837	30.433 196.0	3:16.961	13 - 24.647 260.2	1:21.319	28.379 198.5	2:14.345
6	24.761 258.3	1:34.975	28.881 197.4	2:28.617	14 - 24.562 261.5	1:58.736	31.491 198.5	2:54.789
7	24.449 263.4	1:35.072	29.069 192.5	2:28.590	15 - 24.629 258.9	1:23.719	28.458 199.2	2:16.806
8	24.859 258.9	1:23.063	28.628 196.7	2:16.550				

**51st Macau Grand Prix Formula 3 (FIA Intercontinental Cup)
QUALIFYING 1 - SECTOR ANALYSIS**

(contd.)

25	Danny WATTS		GBR		Dallara Renault-Sodemmo								
1	-X:00.000	231.7	1:32.817	30.031	193.2	X:00.000	10 - 24.677	258.3	1:21.916	28.606	198.5	2:15.199	
2	-	25.137	257.1	1:29.746	30.359	194.9	2:25.242	11 - 24.676	260.2	1:22.114	28.621	198.1	2:15.411
3	-	24.611	258.9	1:28.229	29.391	196.7	2:22.231	12 -X:00.000	238.9	1:29.170	31.807	197.0	X:00.000
4	-	24.644	261.5	1:26.942	28.956	197.8	2:20.542	13 - 24.953	256.5	1:22.802	28.664	198.8	2:16.419
5	-X:00.000	253.5	1:34.240	29.393	194.9	X:00.000	14 - 24.606	259.6	1:30.996	29.019	200.0		2:24.621
6	-	24.802	258.3	2:38.619	29.690	196.7	3:33.111	15 - 24.717	257.7	1:21.620	28.423	198.5	2:14.760
7	-	24.783	259.6	1:42.647	29.420	197.0	2:36.850	16 - 24.560	260.2	1:23.099	29.159	200.0	2:16.818
8	-	24.729	258.9	1:38.156	28.964	198.8	2:31.849	17 - 24.478	258.9	1:21.127	28.556	197.4	2:14.161
9	-	24.723	257.7	1:22.010	28.523	198.8	2:15.256						
26	Lucas di GRASSI		BRA		Dallara Renault-Sodemmo								
1	-X:00.000	186.2	1:37.850	30.573	189.8	X:00.000	4 - 24.618	262.1	1:25.693	28.975	195.6	2:19.286	
2	-	25.524	255.3	1:33.009	29.860	193.5	2:28.393	5 -X:00.000	233.2	1:29.405	30.180	194.9	X:00.000
3	-	24.742	260.2	1:44.874	29.565	193.2	2:39.181	6 -X:00.000	234.2	1:36.319	29.705	195.2	X:00.000
27	Ho Pin TUNG		NED		Dallara Renault-Sodemmo								
1	-X:00.000	205.7	1:42.113	30.827	189.1	X:00.000	9 - 3:59.617	239.4	1:30.284	30.785	189.8	X:00.000	
2	-	25.293	254.1	1:34.939	29.527	194.5	2:29.759	10 - 25.148	254.1	1:25.158	28.818	198.5	2:19.124
3	-	24.610	260.2	1:33.316	29.204	196.3	2:27.130	11 -X:00.000	214.7	1:34.469	29.396	197.0	X:00.000
4	-	24.718	259.6	1:29.861	51.072		2:45.651P	12 - 24.833	256.5	1:25.636	29.108	198.1	2:19.577
5	-X:00.000	240.0	1:32.379	29.829	195.6	X:00.000	13 - 24.747	256.5	1:24.172	28.612	198.1	2:17.531	
6	-	24.937	255.9	2:43.583	29.474	196.7	3:37.994	14 - 24.872	257.1	1:23.805	28.484	198.5	2:17.161
7	-	24.780	258.3	1:42.482	29.528	193.8	2:36.790	15 - 24.776	257.1	1:23.550	28.667	198.1	2:16.993
8	-	24.963	257.1	1:36.174	50.348		2:51.485P	16 - 24.858	255.9	1:23.729	29.273	186.8	2:17.860
28	Christian JONES		AUS		Dallara Toyota-Toms								
1	-X:00.000	230.7	1:35.506	30.806	191.8	X:00.000	9 - 24.884	257.1	1:26.290	29.161	197.0	2:20.335	
2	-	25.468	251.1	1:29.015	29.599	192.8	2:24.082	10 - 24.917	256.5	1:26.405	29.055	196.3	2:20.377
3	-	26.136	249.4	1:27.794	29.797	193.8	2:23.727	11 -X:00.000	227.3	1:37.419	30.524	193.2	X:00.000
4	-X:00.000	214.2	1:30.008	29.908	191.1	X:00.000	12 - 25.448	211.7	1:27.898	29.397	194.2	2:22.743	
5	-	25.854	250.5	2:21.173	30.912	190.4	3:17.939	13 - 25.263	256.5	1:31.719	29.545	196.3	2:26.527
6	-	26.278	218.1	1:43.163	31.726	192.1	2:41.167	14 - 24.928	255.9	1:43.438	30.461	196.0	2:38.827
7	-	25.074	255.9	1:37.099	36.678	193.2	2:38.851	15 - 24.853	257.7	1:25.306	29.121	197.4	2:19.280
8	-	24.994	255.9	1:27.056	29.330	194.9	2:21.380						
29	Michael HO.		MAC		Dallara Toyota-Toms								
1	-X:00.000	216.8	1:32.669	30.226	194.2	X:00.000	9 - 24.735	258.3	1:24.893	29.107	197.4	2:18.735	
2	-	25.729	252.9	1:28.464	30.122	193.5	2:24.315	10 - 24.755	258.9	1:28.269	29.491	196.0	2:22.515
3	-	24.941	256.5	1:33.449	29.448	190.4	2:27.838	11 -X:00.000	242.1	1:36.390	30.667	194.5	X:00.000
4	-X:00.000	193.8	1:30.697	29.971	194.2	X:00.000	12 - 24.829	255.9	1:24.689	28.980	196.7	2:18.498	
5	-	24.925	257.7	2:10.634	30.663	194.9	3:06.222	13 - 24.882	257.1	1:24.096	28.836	195.6	2:17.814
6	-	24.817	258.3	1:50.338	29.769	194.9	2:44.924	14 - 24.957	256.5	1:52.840	33.804	193.5	2:51.601
7	-	24.796	258.3	1:25.355	29.530	196.7	2:19.681	15 - 24.715	257.1	1:24.271	29.570	194.9	2:18.556
8	-	24.796	255.3	1:27.401	29.169	196.3	2:21.366						



**51st Macau Grand Prix Formula 3 (FIA Intercontinental Cup)
QUALIFYING 1 - SECTOR ANALYSIS**

(contd.)

30	Fabio CARBONE		BRA		Dallara Nissan-Tomei								
1	-X:00.000	200.3	1:37.874	34.445	193.8	X:00.000	9 - 24.685	257.7	1:25.416	28.957	199.2	2:19.058	
2	-	25.016	243.2	1:37.755	30.222	196.7	2:32.993	10 - 24.493 260.2	1:24.338	43.296		2:32.127P	
3	-	24.869	258.3	1:27.971	28.711	198.8	2:21.551	11 -X:00.000	234.2	1:26.332	28.619	198.8	X:00.000
4	-	24.745	257.7	1:23.406	28.627	198.5	2:16.778	12 - 24.919	255.3	1:21.903	28.195	199.6	2:15.017
5	-X:00.000	233.2	1:28.561	29.203	196.7	X:00.000	13 - 24.828	255.3	1:20.726	28.232	194.5	2:13.786	
6	-	24.829	257.1	2:17.721	31.267	195.2	3:13.817	14 - 24.932	255.9	1:20.718	28.227	200.3	2:13.877
7	-	24.701	259.6	1:35.138	29.907	198.5	2:29.746	15 - 24.728	257.1	1:25.929	28.267	200.0	2:18.924
8	-	24.633	258.9	1:38.388	29.106	198.5	2:32.127	16 - 24.746	257.1	1:21.157	28.079 200.7		2:13.982
31	Jo MERSZEI		MAC		Dallara Opel-Spiess								
1	-X:00.000	200.0	1:40.834	31.356	186.5	X:00.000	8 - 25.656	248.2	1:28.681	29.945 192.5		2:24.282	
2	-	26.777	243.2	1:30.970	30.813	188.1	2:28.560	9 - 28.892	188.4	1:47.854	56.112		3:12.858P
3	-	25.862	246.0	1:41.551	32.694	188.8	2:40.107	10 -X:00.000	207.6	1:50.968	38.898	189.4	X:00.000
4	-X:00.000	196.0	1:35.396	30.907	190.4	X:00.000	11 - 25.562	250.0	2:00.295	36.771	189.4		3:02.628
5	-	25.624	248.8	3:48.664	35.551	188.4	4:49.839	12 - 25.471 250.0	1:28.615	30.164	192.1		2:24.250
6	-	25.676	248.8	1:45.179	33.341	189.8	2:44.196	13 - 30.669	172.5	1:51.781	37.468	188.4	2:59.918
7	-	25.540	249.4	1:33.729	31.279	190.1	2:30.548	14 - 26.571	204.9	1:43.562	34.795	167.1	2:44.928
32	Daisuke IKEDA		JPN		Dallara Opel-Spiess								
1	-X:00.000	190.1	1:38.705	30.870	190.4	X:00.000	7 - 25.343	251.7	1:26.326	29.316	195.2		2:20.985
2	-	25.758	251.7	1:29.177	30.273	194.2	2:25.208	8 - 25.165	243.7	1:25.715	29.015 197.0		2:19.895
3	-	24.847	259.6	1:44.723	29.662	195.6	2:39.232	9 - 24.833	256.5	1:24.421	29.334	195.2	2:18.588
4	-	24.678 260.8	1:26.486	29.438	195.6	2:20.602	10 - 24.808	255.9	1:24.643	29.367	193.8		2:18.818
5	-X:00.000	224.0	1:31.431	30.165	193.8	X:00.000	11 - 25.212	258.3	1:24.584	29.266	196.0		2:19.062
6	-X:00.000	236.3	1:33.217	30.179	194.5	X:00.000							
33	Marchy LEE		HKG		Dallara Honda-Mugen								
1	-X:00.000	179.1	1:37.130	30.483	189.1	X:00.000	4 - 25.223	254.7	1:24.509	29.247 195.2			2:18.979
2	-	26.129	246.0	1:34.170	29.575	193.5	2:29.874	5 -X:00.000	193.8	1:30.389	29.643	194.5	X:00.000
3	-	25.095	257.1	1:40.086	29.702	193.5	2:34.883						




51st Macau Grand Prix Formula 3 (FIA Intercontinental Cup) QUALIFYING 1 - SPEED TRAPS - FINISH LINE

POS	NO	CL	NAME	NAT	CAR	KPH
1	30		Fabio CARBONE	BRA	Dallara Nissan-Tomei	200.7
2	6		Nico ROSBERG	GER	Dallara Opel-Spiess	200.3
3	21		Lewis HAMILTON	GBR	Dallara Mercedes-HWA	200.3
4	7		Nelson PIQUET	BRA	Dallara Honda-Mugen	200.3
5	3		James ROSSITER	GBR	Dallara Opel-Spiess	200.0
6	25		Danny WATTS	GBR	Dallara Renault-Sodemo	200.0
7	18		Alvaro PARENTE	POR	Dallara Honda-Mugen	200.0
8	5		Naoki YOKOMIZO	JPN	Dallara Toyota-Toms	199.6
9	23		Richard ANTINUCCI	USA	Dallara Toyota-Toms	199.6
10	8		Jamie GREEN	GBR	Dallara Mercedes-HWA	199.6
11	16		Matteo CRESSONI	ITA	Dallara Honda-Mugen	199.2
12	24		Kazuki NAKAJIMA	JPN	Dallara Toyota-Toms	199.2
13	4		Ronnie QUINTARELLI	ITA	Dallara Toyota-Toms	199.2
14	14		Franck PERERA	FRA	Dallara Opel-Spiess	198.8
15	27		Ho Pin TUNG	NED	Dallara Renault-Sodemo	198.5
16	12		Robert AUSTIN	GBR	Dallara Opel-Spiess	198.1
17	9		Alexandre PREMAT	FRA	Dallara Mercedes-HWA	198.1
18	11		Adam CARROLL	GBR	Dallara Opel-Spiess	197.8
19	15		Katsuyuki HIRANAKA	JPN	Dallara Opel-Spiess	197.8
20	28		Christian JONES	AUS	Dallara Toyota-Toms	197.4
21	29		Michael HO.	MAC	Dallara Toyota-Toms	197.4
22	2		Loic DUVAL	FRA	Dallara Opel-Spiess	197.4
23	32		Daisuke IKEDA	JPN	Dallara Opel-Spiess	197.0
24	10		Eric SALIGNON	FRA	Dallara Mercedes-HWA	197.0
25	22		Robert KUBICA	POL	Dallara Mercedes-HWA	196.7
26	19		Marko ASMER	EST	Dallara Honda-Mugen	196.3
27	26		Lucas di GRASSI	BRA	Dallara Renault-Sodemo	195.6
28	33		Marchy LEE	HKG	Dallara Honda-Mugen	195.2
29	17		LEI Kit Meng	MAC	Dallara Honda-Mugen	194.9
30	20		Rodolfo AVILA	MAC	Dallara Honda-Mugen	194.9
31	31		Jo MERSZEI	MAC	Dallara Opel-Spiess	192.5
32	1		Giedo van der GARDE	NED	Dallara Opel-Spiess	192.5

Weather/Track: Sunny/Dry

Circuito Da Guia
Circuit Length = 6.1200 km.
Start: 13:25 End: 14:31



51st Macau Grand Prix Formula 3 (FIA Intercontinental Cup) QUALIFYING 1 - SPEED TRAPS - SECTOR 1

(contd.)

POS	NO	CL	NAME	NAT	CAR	KPH
1	23		Richard ANTINUCCI	USA	Dallara Toyota-Toms	266.0
2	14		Franck PERERA	FRA	Dallara Opel-Spiess	264.7
3	24		Kazuki NAKAJIMA	JPN	Dallara Toyota-Toms	264.7
4	22		Robert KUBICA	POL	Dallara Mercedes-HWA	264.7
5	19		Marko ASMER	EST	Dallara Honda-Mugen	264.7
6	16		Matteo CRESSONI	ITA	Dallara Honda-Mugen	264.0
7	6		Nico ROSBERG	GER	Dallara Opel-Spiess	264.0
8	8		Jamie GREEN	GBR	Dallara Mercedes-HWA	264.0
9	21		Lewis HAMILTON	GBR	Dallara Mercedes-HWA	264.0
10	18		Alvaro PARENTE	POR	Dallara Honda-Mugen	264.0
11	4		Ronnie QUINTARELLI	ITA	Dallara Toyota-Toms	263.4
12	7		Nelson PIQUET	BRA	Dallara Honda-Mugen	262.1
13	26		Lucas di GRASSI	BRA	Dallara Renault-Sodemo	262.1
14	11		Adam CARROLL	GBR	Dallara Opel-Spiess	261.5
15	2		Loic DUVAL	FRA	Dallara Opel-Spiess	261.5
16	5		Naoki YOKOMIZO	JPN	Dallara Toyota-Toms	261.5
17	15		Katsuyuki HIRANAKA	JPN	Dallara Opel-Spiess	261.5
18	25		Danny WATTS	GBR	Dallara Renault-Sodemo	261.5
19	32		Daisuke IKEDA	JPN	Dallara Opel-Spiess	260.8
20	30		Fabio CARBONE	BRA	Dallara Nissan-Tomei	260.2
21	27		Ho Pin TUNG	NED	Dallara Renault-Sodemo	260.2
22	29		Michael HO.	MAC	Dallara Toyota-Toms	258.9
23	12		Robert AUSTIN	GBR	Dallara Opel-Spiess	258.3
24	3		James ROSSITER	GBR	Dallara Opel-Spiess	258.3
25	9		Alexandre PREMAT	FRA	Dallara Mercedes-HWA	258.3
26	28		Christian JONES	AUS	Dallara Toyota-Toms	257.7
27	17		LEI Kit Meng	MAC	Dallara Honda-Mugen	257.7
28	33		Marchy LEE	HKG	Dallara Honda-Mugen	257.1
29	20		Rodolfo AVILA	MAC	Dallara Honda-Mugen	256.5
30	1		Giedo van der GARDE	NED	Dallara Opel-Spiess	255.9
31	10		Eric SALIGNON	FRA	Dallara Mercedes-HWA	255.3
32	31		Jo MERSZEI	MAC	Dallara Opel-Spiess	250.0

Weather/Track: Sunny/Dry

Circuito Da Guia
Circuit Length = 6.1200 km.
Start: 13:25 End: 14:31



51st Macau Grand Prix Formula 3 (FIA Intercontinental Cup) QUALIFYING 1 - BEST SECTOR TIMES

SECTOR 1				SECTOR 2				SECTOR 3				IDEAL / BEST COMPARISON			
POS	NO	NAME	TIME	NO	NAME	TIME	NO	NAME	TIME	POS	NO	NAME	IDEAL	BEST	DIFF
1	21	HAMILTON	24.148	21	HAMILTON	1:19.647	30	CARBONE	28.079	1	21	HAMILTON	2:11.944	2:12.344	0.400
2	23	ANTINUCCI	24.229	8	GREEN	1:20.650	8	GREEN	28.084	2	8	GREEN	2:13.120	2:13.372	0.252
3	4	QUINTARELLI	24.257	30	CARBONE	1:20.718	21	HAMILTON	28.149	3	30	CARBONE	2:13.290	2:13.786	0.496
4	6	ROSBERG	24.275	23	ANTINUCCI	1:20.741	9	PREMAT	28.379	4	23	ANTINUCCI	2:13.538	2:13.791	0.253
5	14	PERERA	24.295	6	ROSBERG	1:21.036	24	NAKAJIMA	28.379	5	6	ROSBERG	2:13.922	2:14.331	0.409
6	19	ASMER	24.303	4	QUINTARELLI	1:21.104	25	WATTS	28.423	6	4	QUINTARELLI	2:13.966	2:14.400	0.434
7	18	PARENTE	24.349	25	WATTS	1:21.127	5	YOKOMIZO	28.429	7	14	PERERA	2:13.989	2:14.336	0.347
8	8	GREEN	24.386	3	ROSSITER	1:21.153	11	CARROLL	28.471	8	25	WATTS	2:14.028	2:14.161	0.133
9	7	PIQUET	24.400	14	PERERA	1:21.189	27	TUNG	28.484	9	24	NAKAJIMA	2:14.147	2:14.345	0.198
10	22	KUBICA	24.443	24	NAKAJIMA	1:21.319	14	PERERA	28.505	10	3	ROSSITER	2:14.253	2:14.655	0.402
11	24	NAKAJIMA	24.449	9	PREMAT	1:21.431	18	PARENTE	28.512	11	18	PARENTE	2:14.426	2:14.435	0.009
12	25	WATTS	24.478	5	YOKOMIZO	1:21.447	3	ROSSITER	28.560	12	5	YOKOMIZO	2:14.472	2:14.849	0.377
13	16	CRESSONI	24.483	18	PARENTE	1:21.565	7	PIQUET	28.566	13	11	CARROLL	2:14.597	2:14.597	0.000
14	11	CARROLL	24.493	11	CARROLL	1:21.633	23	ANTINUCCI	28.568	14	9	PREMAT	2:14.655	2:14.776	0.121
15	30	CARBONE	24.493	2	DUVAL	1:21.656	4	QUINTARELLI	28.605	15	2	DUVAL	2:15.003	2:15.263	0.260
16	15	HIRANAKA	24.527	7	PIQUET	1:22.267	12	AUSTIN	28.608	16	7	PIQUET	2:15.233	2:15.297	0.064
17	3	ROSSITER	24.540	12	AUSTIN	1:22.413	6	ROSBERG	28.611	17	12	AUSTIN	2:15.765	2:16.088	0.323
18	5	YOKOMIZO	24.596	15	HIRANAKA	1:22.841	2	DUVAL	28.621	18	15	HIRANAKA	2:16.110	2:16.623	0.513
19	27	TUNG	24.610	27	TUNG	1:23.550	15	HIRANAKA	28.742	19	27	TUNG	2:16.644	2:16.993	0.349
20	26	GRASSI	24.618	22	KUBICA	1:23.668	29	HO_	28.836	20	22	KUBICA	2:16.993	2:17.217	0.224
21	32	IKEDA	24.678	29	HO_	1:24.096	22	KUBICA	28.882	21	29	HO_	2:17.647	2:17.814	0.167
22	29	HO_	24.715	16	CRESSONI	1:24.404	26	GRASSI	28.975	22	16	CRESSONI	2:17.875	2:17.875	0.000
23	2	DUVAL	24.726	32	IKEDA	1:24.421	19	ASMER	28.976	23	32	IKEDA	2:18.114	2:18.588	0.474
24	12	AUSTIN	24.744	33	LEE	1:24.509	16	CRESSONI	28.988	24	33	LEE	2:18.851	2:18.979	0.128
25	17	LEI	24.796	28	JONES	1:25.306	32	IKEDA	29.015	25	19	ASMER	2:19.003	2:19.600	0.597
26	9	PREMAT	24.845	26	GRASSI	1:25.693	28	JONES	29.055	26	28	JONES	2:19.214	2:19.280	0.066
27	28	JONES	24.853	19	ASMER	1:25.724	10	SALIGNON	29.087	27	26	GRASSI	2:19.286	2:19.286	0.000
28	20	AVILA	24.936	10	SALIGNON	1:26.382	33	LEE	29.247	28	10	SALIGNON	2:20.579	2:20.727	0.148
29	33	LEE	25.095	17	LEI	1:26.421	20	AVILA	29.838	29	17	LEI	2:21.074	2:21.298	0.224
30	10	SALIGNON	25.110	20	AVILA	1:27.478	17	LEI	29.857	30	20	AVILA	2:22.252	2:22.576	0.324
31	31	MERSZEI	25.471	31	MERSZEI	1:28.615	31	MERSZEI	29.945	31	31	MERSZEI	2:24.031	2:24.250	0.219
32	1	GARDE	18:19.838	1	GARDE	1:30.983	1	GARDE	30.014	32	1	GARDE	20:20.835	20:20.835	0.000
													Perfect Lap	2:11.874	

Weather/Track: Sunny/Dry

Guia - Macau
Circuit Length = 6.21 km
Start: 13:25 End: 14:31



51st Macau Grand Prix Formula 3 (FIA Intercontinental Cup) FREE PRACTICE 2

POS	NO	CL	NAME	NAT	CAR	TIME	LAPS	GAP	KPH
1	22		Robert KUBICA	POL	Dallara Mercedes-HWA	2:12.303	13		166.52
2	21		Lewis HAMILTON	GBR	Dallara Mercedes-HWA	2:12.949	10	0.646	165.71
3	30		Fabio CARBONE	BRA	Dallara Nissan-Tomei	2:13.111	11	0.808	165.51
4	23		Richard ANTINUCCI	USA	Dallara Toyota-Toms	2:13.150	12	0.847	165.46
5	9		Alexandre PREMAT	FRA	Dallara Mercedes-HWA	2:13.453	13	1.150	165.09
6	8		Jamie GREEN	GBR	Dallara Mercedes-HWA	2:13.599	13	1.296	164.91
7	14		Franck PERERA	FRA	Dallara Opel-Spiess	2:13.834	13	1.531	164.62
8	6		Nico ROSBERG	GER	Dallara Opel-Spiess	2:13.978	10	1.675	164.44
9	3		James ROSSITER	GBR	Dallara Opel-Spiess	2:13.984	11	1.681	164.43
10	4		Ronnie QUINTARELLI	ITA	Dallara Toyota-Toms	2:14.214	11	1.911	164.15
11	5		Naoki YOKOMIZO	JPN	Dallara Toyota-Toms	2:14.372	11	2.069	163.96
12	25		Danny WATTS	GBR	Dallara Renault-Sodemo	2:14.502	11	2.199	163.80
13	26		Lucas di GRASSI	BRA	Dallara Renault-Sodemo	2:14.522	13	2.219	163.78
14	7		Nelson PIQUET	BRA	Dallara Honda-Mugen	2:14.668	11	2.365	163.60
15	18		Alvaro PARENTE	POR	Dallara Honda-Mugen	2:14.771	13	2.468	163.47
16	2		Loic DUVAL	FRA	Dallara Opel-Spiess	2:14.954	10	2.651	163.25
17	24		Kazuki NAKAJIMA	JPN	Dallara Toyota-Toms	2:15.611	5	3.308	162.46
18	12		Robert AUSTIN	GBR	Dallara Opel-Spiess	2:15.689	13	3.386	162.37
19	1		Giedo van der GARDE	NED	Dallara Opel-Spiess	2:15.762	5	3.459	162.28
20	19		Marko ASMER	EST	Dallara Honda-Mugen	2:16.010	13	3.707	161.98
21	15		Katsuyuki HIRANAKA	JPN	Dallara Opel-Spiess	2:16.453	11	4.150	161.46
22	32		Daisuke IKEDA	JPN	Dallara Opel-Spiess	2:16.674	12	4.371	161.20
23	33		Marchy LEE	HKG	Dallara Honda-Mugen	2:16.760	11	4.457	161.10
24	10		Eric SALIGNON	FRA	Dallara Mercedes-HWA	2:16.949	12	4.646	160.87
25	29		Michael HO.	MAC	Dallara Toyota-Toms	2:16.961	12	4.658	160.86
26	27		Ho Pin TUNG	NED	Dallara Renault-Sodemo	2:17.072	10	4.769	160.73
27	16		Matteo CRESSONI	ITA	Dallara Honda-Mugen	2:17.163	13	4.860	160.62
28	11		Adam CARROLL	GBR	Dallara Opel-Spiess	2:17.203	8	4.900	160.58
29	28		Christian JONES	AUS	Dallara Toyota-Toms	2:18.075	12	5.772	159.56
30	20		Rodolfo AVILA	MAC	Dallara Honda-Mugen	2:19.529	11	7.226	157.90
31	17		LEI Kit Meng	MAC	Dallara Honda-Mugen	2:22.792	12	10.489	154.29
32	31		Jo MERSZEI	MAC	Dallara Opel-Spiess	2:26.244	5	13.941	150.65

Weather/Track: Sunny/Dry

Circuito Da Guia
Circuit Length = 6.1200 km.
Start: 10:40 End: 11:10

Race Director:	Stewards:	Timekeeper:
----------------	-----------	-------------

**51st Macau Grand Prix Formula 3 (FIA Intercontinental Cup)
FREE PRACTICE 2 - SECTOR ANALYSIS**

1	Giedo van der GARDE			NED	Dallara Opel-Spiess						
1 - X:00.000	198.5	1:36.389	33.983	192.8	X:00.000	4 - 24.733	257.7	1:22.296	28.733	197.8	2:15.762
2 - 25.153	254.7	1:25.457	29.219	196.7	2:19.829	5 - 24.740	258.3	1:28.661	29.544	196.3	2:22.945
3 - 24.745	259.6	1:23.207	29.021	197.4	2:16.973						
2	Loic DUVAL			FRA	Dallara Opel-Spiess						
1 - X:00.000	194.5	1:34.632	30.168	191.4	X:00.000	6 - 25.270	254.1	1:38.068	29.953	195.2	2:33.291
2 - 25.109	258.3	1:24.859	28.886	197.8	2:18.854	7 - 24.840	255.9	1:33.001	29.204	195.2	2:27.045
3 - 24.530	266.6	1:22.218	28.644	196.7	2:15.392	8 - 25.025	255.3	1:42.037	28.994	194.9	2:36.056
4 - 24.879	258.3	1:21.474	28.601	197.4	2:14.954	9 - 25.023	256.5	1:21.927	28.816	197.0	2:15.766
5 - 24.773	259.6	1:24.718	29.483	196.0	2:18.974	10 - 24.821	261.5	1:34.015	49.085		2:47.921P
3	James ROSSITER			GBR	Dallara Opel-Spiess						
1 - X:00.000	195.2	1:35.372	30.048	193.5	X:00.000	7 - 2:58.725	250.0	1:29.471	28.662	198.1	4:56.858
2 - 25.025	255.9	1:25.349	28.906	196.0	2:19.280	8 - 24.672	258.3	1:21.542	28.589	199.2	2:14.803
3 - 24.934	257.1	1:25.816	29.273	198.1	2:20.023	9 - 24.500	261.5	1:28.330	29.014	192.8	2:21.844
4 - 24.855	257.1	1:21.745	28.439	199.2	2:15.039	10 - 25.016	257.1	1:21.279	28.408	199.6	2:14.703
5 - 24.756	257.1	1:24.187	32.604	196.3	2:21.547	11 - 24.726	257.7	1:20.974	28.284	200.3	2:13.984
6 - 24.794	258.3	1:33.560	44.865		2:43.219P						
4	Ronnie QUINTARELLI			ITA	Dallara Toyota-Toms						
1 - X:00.000	185.5	1:35.647	34.953	191.8	X:00.000	7 - 3:17.474	250.0	1:29.149	28.899	196.7	X:00.000
2 - 25.000	254.7	1:23.528	29.861	195.2	2:18.389	8 - 24.516	261.5	1:23.900	28.814	196.3	2:17.230
3 - 24.752	257.7	1:22.559	29.275	191.8	2:16.586	9 - 24.510	260.2	1:21.196	28.508	198.8	2:14.214
4 - 24.790	258.3	1:21.827	28.612	198.1	2:15.229	10 - 24.409	262.1	1:29.072	29.247	197.4	2:22.728
5 - 24.589	257.7	1:30.166	30.288	196.7	2:25.043	11 - 24.519	260.2	1:21.310	47.193		2:33.022P
6 - 24.704	257.1	2:15.787	47.037		3:27.528P						
5	Naoki YOKOMIZO			JPN	Dallara Toyota-Toms						
1 - X:00.000	216.4	1:39.282	32.599	192.1	X:00.000	7 - 24.897	255.9	1:23.697	28.610	196.7	2:17.204
2 - 24.960	258.3	1:26.614	29.025	194.5	2:20.599	8 - 24.753	257.7	1:28.175	29.022	196.7	2:21.950
3 - 24.700	260.8	1:22.593	28.822	191.8	2:16.115	9 - 24.609	260.8	1:21.825	28.572	197.0	2:15.006
4 - 24.810	260.2	1:21.946	28.523	196.0	2:15.279	10 - 24.723	257.1	1:21.147	28.502	193.8	2:14.372
5 - 24.667	258.9	1:31.499	44.498		2:40.664P	11 - 24.762	260.8	1:29.715	31.503	197.8	2:25.980
6 - 2:28.579	245.4	1:30.531	29.008	194.9	4:28.118						
6	Nico ROSBERG			GER	Dallara Opel-Spiess						
1 - X:00.000	219.5	1:45.839	35.377	191.4	X:00.000	6 - 24.529	262.1	1:35.390	28.952	197.0	2:28.871
2 - 24.874	259.6	1:23.835	28.840	196.7	2:17.549	7 - 24.633	262.1	1:34.124	50.032		2:48.789P
3 - 24.709	258.9	1:21.689	28.579	196.7	2:14.977	8 - 4:36.012	254.7	1:28.864	29.445	198.5	X:00.000
4 - 24.597	260.8	1:22.885	30.166	190.1	2:17.648	9 - 24.483	261.5	1:22.197	29.572	194.2	2:16.252
5 - 25.042	262.7	1:37.124	28.618	198.1	2:30.784	10 - 24.604	259.6	1:21.007	28.367	199.6	2:13.978
7	Nelson PIQUET			BRA	Dallara Honda-Mugen						
1 - X:00.000	224.5	1:36.175	29.940	195.6	X:00.000	7 - 2:05.217	254.7	1:35.499	29.027	196.7	4:09.743
2 - 24.930	257.1	1:26.688	43.565		2:35.183P	8 - 24.776	247.7	1:25.272	28.798	197.8	2:18.846
3 - 59.628	247.7	1:25.017	29.107	198.5	2:53.752	9 - 24.602	261.5	1:24.387	29.326	198.8	2:18.315
4 - 24.751	258.3	1:22.858	28.778	198.8	2:16.387	10 - 24.441	262.7	1:22.454	28.838	197.8	2:15.733
5 - 24.653	258.3	1:22.368	28.993	194.5	2:16.014	11 - 24.409	263.4	1:21.918	28.341	200.7	2:14.668
6 - 24.712	259.6	1:32.740	44.095		2:41.547P						

**51st Macau Grand Prix Formula 3 (FIA Intercontinental Cup)
FREE PRACTICE 2 - SECTOR ANALYSIS**

(contd.)

8	Jamie GREEN		GBR		Dallara Mercedes-HWA								
1	-X:00.000	158.8	1:34.829	33.398	193.2	X:00.000	8 - 24.627	258.9	1:25.097	28.843	199.2	2:18.567	
2	-	24.917	258.3	1:25.374	33.011	195.2	2:23.302	9 - 24.655	259.6	1:32.385	28.749	198.8	2:25.789
3	-	24.708	258.3	1:23.458	28.891	196.7	2:17.057	10 - 24.608	260.8	1:20.932	28.328	200.0	2:13.868
4	-	24.617	260.2	1:25.923	28.910	198.5	2:19.450	11 - 24.486	259.6	1:20.903	28.210	199.6	2:13.599
5	-	24.584	260.2	1:21.179	28.499	198.5	2:14.262	12 - 24.412	262.1	1:22.056	28.656	193.5	2:15.124
6	-	24.459	263.4	1:21.460	28.341	199.2	2:14.260	13 - 24.332	267.3	1:21.233	28.104	200.7	2:13.669
7	-	24.441	262.1	1:46.435	30.245	198.8	2:41.121						
9	Alexandre PREMAT		FRA		Dallara Mercedes-HWA								
1	-X:00.000	231.7	1:34.472	29.814	193.8	X:00.000	8 - 24.729	257.7	1:25.048	28.472	197.8	2:18.249	
2	-	24.866	259.6	1:24.972	28.901	196.0	2:18.739	9 - 24.663	258.9	1:31.445	28.302	198.1	2:24.410
3	-	24.462	264.0	1:25.693	28.698	198.1	2:18.853	10 - 24.673	259.6	1:20.715	28.181	197.8	2:13.569
4	-	24.557	261.5	1:29.017	28.958	197.4	2:22.532	11 - 24.591	261.5	1:20.471	28.391	192.5	2:13.453
5	-	24.627	260.2	1:22.015	28.474	197.4	2:15.116	12 - 24.717	260.2	1:31.288	28.579	190.1	2:24.584
6	-	24.622	260.8	1:21.174	28.674	197.4	2:14.470	13 - 24.813	259.6	1:20.475	28.281	197.0	2:13.569
7	-	25.634	249.4	1:28.255	28.474	198.8	2:22.363						
10	Eric SALIGNON		FRA		Dallara Mercedes-HWA								
1	-X:00.000	166.6	1:35.919	32.295	193.5	X:00.000	7 - 24.678	259.6	1:32.106	32.272	196.3	2:29.056	
2	-	24.987	257.1	1:26.574	30.940	195.2	2:22.501	8 - 24.710	258.9	1:27.401	29.093	196.3	2:21.204
3	-	24.688	259.6	1:26.470	29.228	191.8	2:20.386	9 - 24.741	257.7	1:28.786	29.300	190.1	2:22.827
4	-	24.823	258.9	1:27.204	30.334	197.8	2:22.361	10 - 24.843	260.2	1:23.868	28.793	197.0	2:17.504
5	-	24.625	259.6	1:24.361	28.876	197.8	2:17.862	11 - 24.706	258.9	1:23.424	28.819	198.1	2:16.949
6	-	24.688	259.6	1:24.524	28.795	197.0	2:18.007	12 - 24.703	258.3	1:29.754	46.650		2:41.107P
11	Adam CARROLL		GBR		Dallara Opel-Spiess								
1	-X:00.000	178.5	1:39.511	30.169	193.2	X:00.000	5 - 24.570	263.4	1:30.580	28.675	197.8	2:23.825	
2	-	25.243	254.7	1:26.779	28.928	194.2	2:20.950	6 - 24.891	256.5	1:25.542	29.539	196.3	2:19.972
3	-	25.052	255.9	1:23.384	28.785	196.3	2:17.221	7 - 24.590	258.3	1:23.649	40.255		2:28.494P
4	-	24.940	258.3	1:22.973	29.290	194.5	2:17.203	8 - 4:13.435	243.7	1:24.804	28.666	196.7	X:00.000
12	Robert AUSTIN		GBR		Dallara Opel-Spiess								
1	-X:00.000	161.4	1:40.155	31.351	189.8	X:00.000	8 - 24.984	255.3	1:26.293	28.819	197.8	2:20.096	
2	-	26.315	248.8	1:28.563	29.846	192.1	2:24.724	9 - 24.797	258.9	1:30.048	29.043	196.7	2:23.888
3	-	24.901	257.1	1:24.285	29.089	195.2	2:18.275	10 - 25.105	254.7	1:22.672	28.902	196.7	2:16.679
4	-	25.078	255.3	1:23.060	29.107	196.0	2:17.245	11 - 24.973	255.3	1:22.367	28.813	197.4	2:16.153
5	-	25.038	255.3	1:22.889	28.830	197.0	2:16.757	12 - 25.038	254.7	1:22.026	28.625	198.1	2:15.689
6	-	24.792	257.7	1:24.593	29.558	197.0	2:18.943	13 - 24.986	254.7	1:27.989	49.771		2:42.746P
7	-	24.719	258.3	1:24.740	28.827	196.3	2:18.286						
14	Franck PERERA		FRA		Dallara Opel-Spiess								
1	-X:00.000	140.4	1:48.710	31.262	190.1	X:00.000	8 - 24.662	259.6	1:24.371	29.127	197.0	2:18.160	
2	-	25.747	248.2	1:29.795	29.747	194.2	2:25.289	9 - 24.613	260.2	1:30.944	29.146	197.8	2:24.703
3	-	24.933	258.3	1:23.829	29.666	193.8	2:18.428	10 - 24.607	261.5	1:21.356	28.517	196.7	2:14.480
4	-	24.814	259.6	1:33.322	30.765	196.3	2:28.901	11 - 24.604	259.6	1:20.917	28.534	199.2	2:14.055
5	-	24.636	260.2	1:21.540	28.876	196.7	2:15.052	12 - 24.579	260.8	1:29.186	29.001	198.1	2:22.766
6	-	24.635	260.8	1:22.596	33.702	195.2	2:20.933	13 - 24.556	261.5	1:20.851	28.427	199.6	2:13.834
7	-	24.689	263.4	1:27.959	29.134	197.8	2:21.782						

**51st Macau Grand Prix Formula 3 (FIA Intercontinental Cup)
FREE PRACTICE 2 - SECTOR ANALYSIS**

(contd.)

15	Katsuyuki HIRANAKA		JPN		Dallara Opel-Spiess			
1	X:00.000 198.8	1:37.670	30.722 189.8	X:00.000	7 - 3:14.674 250.0	1:29.809	29.483 193.8	X:00.000
2	25.372 252.9	1:27.926	29.436 194.2	2:22.734	8 - 24.866 257.1	1:27.321	29.148 196.3	2:21.335
3	24.967 256.5	1:27.228	29.680 193.5	2:21.875	9 - 24.839 257.7	1:22.866	28.816 197.4	2:16.521
4	27.477 197.4	1:30.217	29.205 196.0	2:26.899	10 - 24.764 258.3	1:22.936	28.753 198.5	2:16.453
5	24.894 255.3	1:24.540	29.310 194.9	2:18.744	11 - 24.772 257.7	1:28.458	30.580 193.2	2:23.810
6	24.916 257.1	1:30.297	48.285	2:43.498P				
16	Matteo CRESSONI		ITA		Dallara Honda-Mugen			
1	X:00.000 177.3	1:38.817	30.383 192.1	X:00.000	8 - 24.563 261.5	1:25.342	28.844 198.5	2:18.749
2	25.142 254.1	1:27.946	29.380 194.2	2:22.468	9 - 24.414 253.5	1:26.316	28.701 198.1	2:19.431
3	24.716 261.5	1:26.428	29.230 196.3	2:20.374	10 - 24.638 260.8	1:24.252	28.914 198.1	2:17.804
4	25.119 253.5	1:24.404	28.955 196.7	2:18.478	11 - 24.643 260.8	1:25.941	30.104 197.8	2:20.688
5	24.561 262.7	1:27.194	29.124 197.8	2:20.879	12 - 24.337 265.3	1:27.283	29.410 197.0	2:21.030
6	25.187 253.5	1:24.165	28.837 197.8	2:18.189	13 - 24.637 264.0	1:23.884	28.642 198.1	2:17.163
7	24.745 259.6	1:24.835	28.779 197.8	2:18.359				
17	LEI Kit Meng		MAC		Dallara Honda-Mugen			
1	X:00.000 179.4	1:42.179	32.423 186.8	X:00.000	7 - 26.262 251.1	1:37.403	38.523 190.1	2:42.188
2	27.919 210.9	1:35.519	31.424 189.1	2:34.862	8 - 25.076 256.5	1:29.314	30.030 193.2	2:24.420
3	25.993 216.4	1:33.475	35.111 163.8	2:34.579	9 - 24.965 257.1	1:27.327	30.922 192.5	2:23.214
4	26.387 254.1	1:38.841	33.512 191.1	2:38.740	10 - 25.807 244.8	1:34.376	31.857 193.2	2:32.040
5	25.139 254.7	1:42.133	33.916 191.8	2:41.188	11 - 24.997 255.9	1:27.280	30.515 192.1	2:22.792
6	25.105 255.3	1:37.133	31.382 189.4	2:33.620	12 - 25.905 256.5	1:27.823	30.723 162.6	2:24.451
18	Alvaro PARENTE		POR		Dallara Honda-Mugen			
1	X:00.000 178.8	1:35.977	30.009 191.4	X:00.000	8 - 24.679 259.6	1:25.052	28.883 195.2	2:18.614
2	24.977 258.3	1:26.222	29.043 194.5	2:20.242	9 - 24.494 260.8	1:28.269	28.680 198.5	2:21.443
3	24.600 261.5	1:27.221	28.989 194.9	2:20.810	10 - 24.354 262.7	1:22.848	28.481 198.8	2:15.683
4	24.829 258.3	1:23.691	28.939 195.6	2:17.459	11 - 24.233 264.7	1:29.977	28.978 196.7	2:23.188
5	24.674 258.9	1:22.867	28.952 193.2	2:16.493	12 - 24.640 260.8	1:21.973	28.599 197.0	2:15.212
6	24.766 258.9	1:22.254	28.781 197.0	2:15.801	13 - 24.576 260.8	1:21.697	28.498 197.4	2:14.771
7	24.676 260.2	1:31.057	31.687 195.2	2:27.420				
19	Marko ASMER		EST		Dallara Honda-Mugen			
1	X:00.000 185.5	1:37.464	30.792 190.4	X:00.000	8 - 24.985 254.7	1:25.687	28.709 196.7	2:19.381
2	25.418 252.3	1:28.044	29.500 193.5	2:22.962	9 - 24.923 255.9	1:23.055	28.758 196.3	2:16.736
3	25.141 253.5	1:28.123	28.853 196.3	2:22.117	10 - 24.887 255.3	1:22.571	28.552 196.7	2:16.010
4	24.974 256.5	1:24.523	29.112 196.0	2:18.609	11 - 24.798 258.3	1:30.563	30.249 196.0	2:25.610
5	24.965 255.3	1:23.292	28.773 196.3	2:17.030	12 - 24.720 258.3	1:26.497	29.564 195.2	2:20.781
6	24.957 254.1	1:22.774	28.767 193.2	2:16.498	13 - 24.967 255.3	1:21.992	29.217 194.2	2:16.176
7	25.013 256.5	1:30.347	29.178 194.9	2:24.538				
20	Rodolfo AVILA		MAC		Dallara Honda-Mugen			
1	X:00.000 170.6	1:38.498	30.647 191.8	X:00.000	7 - 25.957 250.0	1:40.535	49.974	2:56.466P
2	25.667 250.5	1:30.053	30.031 192.8	2:25.751	8 - 2:39.945 247.1	1:53.680	31.236 192.5	X:00.000
3	25.083 255.3	1:27.902	29.732 193.8	2:22.717	9 - 25.175 255.3	1:25.721	29.300 194.5	2:20.196
4	25.093 255.9	1:28.254	29.386 195.6	2:22.733	10 - 25.633 252.9	1:26.503	31.091 173.0	2:23.227
5	24.896 257.1	1:25.529	29.104 196.3	2:19.529	11 - 25.395 256.5	1:26.458	29.364 196.3	2:21.217
6	24.895 255.9	1:29.334	30.211 192.1	2:24.440				

**51st Macau Grand Prix Formula 3 (FIA Intercontinental Cup)
FREE PRACTICE 2 - SECTOR ANALYSIS**


(contd.)

21	Lewis HAMILTON		GBR		Dallara Mercedes-HWA			
1	X:00.000 190.4	1:40.690	29.677 193.8	X:00.000	6 - 24.574 259.6	1:25.975	39.736	2:30.285P
2	24.966 257.7	1:22.839	28.950 193.8	2:16.755	7 - 3:09.731 200.0	1:31.573	29.494 198.5	X:00.000
3	24.614 260.2	1:23.163	39.077	2:26.854P	8 - 24.566 259.6	1:24.505	30.427 198.8	2:19.498
4	3:33.716 225.0	1:26.671	28.837 197.8	X:00.000	9 - 24.468 261.5	1:20.207	28.274 198.5	2:12.949
5	24.660 258.3	1:20.072	28.280 198.1	2:13.012	10 - 24.273 264.0	1:29.537	43.136	2:36.946P
22	Robert KUBICA		POL		Dallara Mercedes-HWA			
1	X:00.000 193.2	1:34.767	32.369 193.2	X:00.000	8 - 24.726 257.7	1:25.924	28.746 197.8	2:19.396
2	25.065 257.1	1:23.262	28.819 196.7	2:17.146	9 - 24.615 261.5	1:26.995	28.507 200.0	2:20.117
3	24.749 258.9	1:21.760	28.645 197.0	2:15.154	10 - 24.550 258.9	1:21.604	28.820 199.2	2:14.974
4	24.568 262.7	1:33.503	30.715 197.0	2:28.786	11 - 24.516 261.5	1:36.827	31.110 198.8	2:32.453
5	24.709 260.2	1:20.526	28.436 199.6	2:13.671	12 - 24.581 260.8	1:19.750	28.066 200.0	2:12.397
6	24.615 260.8	1:20.381	28.377 199.6	2:13.373	13 - 24.462 262.1	1:19.718	28.123 200.3	2:12.303
7	24.551 260.2	1:37.981	31.619 196.7	2:34.151				
23	Richard ANTINUCCI		USA		Dallara Toyota-Toms			
1	X:00.000 188.1	1:35.439	30.521 192.8	X:00.000	7 - 24.174 267.9	1:34.476	31.888 186.2	2:30.538
2	24.731 260.8	1:27.158	29.381 197.0	2:21.270	8 - 24.763 260.8	1:23.067	28.608 199.6	2:16.438
3	24.486 263.4	1:24.399	28.817 198.5	2:17.702	9 - 24.189 264.0	1:21.390	28.434 200.3	2:14.013
4	24.458 262.1	1:22.200	28.648 197.8	2:15.306	10 - 24.213 266.0	1:22.816	28.832 199.6	2:15.861
5	24.388 263.4	1:26.095	30.181 198.8	2:20.664	11 - 24.095 264.7	1:20.723	28.332 200.7	2:13.150
6	24.019 267.3	1:27.613	28.748 199.6	2:20.380	12 - 24.255 264.0	1:28.847	45.686	2:38.788P
24	Kazuki NAKAJIMA		JPN		Dallara Toyota-Toms			
1	X:00.000 225.0	1:47.819	32.632 194.5	X:00.000	4 - 24.563 261.5	1:22.327	28.721 198.1	2:15.611
2	24.612 262.7	1:24.614	28.807 196.3	2:18.033	5 - 24.336 264.0	1:25.077	28.535 197.8	2:17.948
3	24.510 258.9	1:24.096	28.780 195.2	2:17.386				
25	Danny WATTS		GBR		Dallara Renault-Sodemmo			
1	X:00.000 190.1	1:34.731	30.320 192.8	X:00.000	7 - 24.746 258.3	1:29.092	28.872 198.1	2:22.710
2	25.221 254.7	1:25.624	29.383 194.5	2:20.228	8 - 24.788 257.1	1:28.192	47.657	2:40.637P
3	24.692 257.7	1:24.630	28.971 196.7	2:18.293	9 - 4:54.778 238.4	1:28.296	28.829 198.1	X:00.000
4	24.716 260.8	1:23.278	28.832 198.1	2:16.826	10 - 24.924 256.5	1:21.762	28.519 198.1	2:15.205
5	24.403 262.1	1:24.558	29.191 198.1	2:18.152	11 - 24.827 256.5	1:21.299	28.376 199.6	2:14.502
6	24.610 258.9	1:21.827	28.747 198.1	2:15.184				
26	Lucas di GRASSI		BRA		Dallara Renault-Sodemmo			
1	X:00.000 182.7	1:37.935	30.227 191.4	X:00.000	8 - 24.527 260.8	1:24.241	28.574 198.1	2:17.342
2	24.922 258.9	1:26.573	29.103 194.5	2:20.598	9 - 24.098 265.3	1:27.670	28.607 197.8	2:20.375
3	24.803 257.7	1:29.030	29.084 195.2	2:22.917	10 - 24.274 266.0	1:22.862	28.400 197.8	2:15.536
4	24.647 261.5	1:23.906	28.635 197.0	2:17.188	11 - 24.255 262.7	1:28.151	28.888 198.5	2:21.294
5	24.422 262.1	1:23.049	28.422 197.4	2:15.893	12 - 24.288 267.3	1:22.101	28.328 198.1	2:14.717
6	24.495 265.3	1:26.050	29.158 195.6	2:19.703	13 - 24.329 263.4	1:22.024	28.169 198.1	2:14.522
7	24.644 260.8	1:27.477	32.645 197.0	2:24.766				

**51st Macau Grand Prix Formula 3 (FIA Intercontinental Cup)
FREE PRACTICE 2 - SECTOR ANALYSIS**

(contd.)

27	Ho Pin TUNG		NED		Dallara Renault-Sodemmo								
1 -X:00.000	175.0	1:38.083	30.048	193.8	X:00.000	6 - 24.909	256.5	1:24.403	29.616	161.9	2:18.928		
2 -	24.951	257.1	2:06.888	29.346	195.6	3:01.185	7 - 42.538	122.4	2:22.016	1:05.805	4:10.359P		
3 -	24.899	257.1	1:30.876	30.514	197.0	2:26.289	8 - 5:24.159	247.7	1:29.547	29.608	196.3	X:00.000	
4 -	24.928	256.5	1:24.814	28.874	198.1	2:18.616	9 - 24.914	256.5	1:24.255	28.814	198.5	2:17.983	
5 -	24.853	256.5	1:25.063	28.789	196.3	2:18.705	10 -	24.762	257.1	1:23.506	28.804	198.5	2:17.072
28	Christian JONES		AUS		Dallara Toyota-Toms								
1 -X:00.000	181.2	1:39.039	32.921	191.1	X:00.000	7 - 25.079	254.1	1:28.777	29.587	193.8	2:23.443		
2 -	25.260	248.8	2:08.448	30.352	191.8	3:04.060	8 - 25.105	255.3	1:31.956	29.448	196.3	2:26.509	
3 -	25.303	254.1	1:28.607	30.333	194.5	2:24.243	9 -	24.874	257.7	1:25.273	29.494	193.5	2:19.641
4 -	24.961	234.7	1:27.389	29.568	194.9	2:21.918	10 -	25.554	250.5	1:26.101	29.384	196.0	2:21.039
5 -	25.842	250.5	1:26.703	29.596	193.8	2:22.141	11 -	24.971	255.3	1:25.079	29.119	194.9	2:19.169
6 -	25.046	256.5	1:29.911	29.919	194.2	2:24.876	12 -	25.035	255.9	1:24.064	28.976	196.7	2:18.075
29	Michael HO.		MAC		Dallara Toyota-Toms								
1 -X:00.000	219.0	1:35.113	30.814	192.1	X:00.000	7 - 24.907	255.9	1:25.444	32.137	193.8	2:22.488		
2 -	25.368	248.8	1:27.868	29.699	194.5	2:22.935	8 - 25.113	255.3	1:29.259	29.293	196.3	2:23.665	
3 -	25.110	254.7	1:26.038	29.267	196.3	2:20.415	9 - 24.847	253.5	1:24.887	28.972	198.5	2:18.706	
4 -	25.022	255.9	1:25.196	29.263	196.7	2:19.481	10 -	24.960	252.3	1:26.964	29.015	197.8	2:20.939
5 -	25.631	253.5	1:25.500	29.094	195.2	2:20.225	11 -	24.784	257.7	1:23.587	28.755	198.8	2:17.126
6 -	25.771	169.8	1:30.642	29.216	196.7	2:25.629	12 -	24.846	255.3	1:23.439	28.676	198.5	2:16.961
30	Fabio CARBONE		BRA		Dallara Nissan-Tomei								
1 -X:00.000	223.1	1:39.067	32.842	195.6	X:00.000	7 - 4:06.049	248.8	1:31.996	28.721	198.8	X:00.000		
2 -	24.980	255.9	1:26.684	28.589	198.1	2:20.253	8 - 24.795	257.7	1:23.796	28.432	199.2	2:17.023	
3 -	24.831	257.7	1:21.842	28.642	196.0	2:15.315	9 - 24.698	257.7	1:21.394	28.280	201.1	2:14.372	
4 -	24.788	258.3	1:21.497	28.351	200.0	2:14.636	10 -	24.576	260.8	1:28.980	28.459	199.2	2:22.015
5 -	24.585	260.2	1:26.239	28.279	200.0	2:19.103	11 -	24.666	258.3	1:20.368	28.077	200.7	2:13.111
6 -	24.677	259.6	1:32.677	48.892		2:46.246P							
31	Jo MERSZEI		MAC		Dallara Opel-Spiess								
1 -X:00.000	152.5	1:46.820	36.879	185.5	X:00.000	4 -	25.567	250.0	1:30.170	30.507	189.4	2:26.244	
2 -	28.033	199.6	1:39.713	33.170	188.1	2:40.916	5 -	30.041	210.1	1:49.640	57.245	3:16.926P	
3 -	26.144	244.3	1:33.643	30.940	190.4	2:30.727							
32	Daisuke IKEDA		JPN		Dallara Opel-Spiess								
1 -X:00.000	168.2	1:35.787	30.623	192.1	X:00.000	7 - 24.746	257.7	1:23.834	28.929	198.1	2:17.509		
2 -	25.903	230.7	1:27.925	29.521	194.9	2:23.349	8 -	24.498	261.5	1:32.984	29.202	197.8	2:26.684
3 -	24.856	258.3	1:27.251	31.754	196.0	2:23.861	9 - 24.709	258.9	1:23.615	29.168	195.6	2:17.492	
4 -	24.753	260.2	1:24.565	28.941	197.0	2:18.259	10 -	24.744	258.9	1:23.045	29.338	196.7	2:17.127
5 -	25.180	240.0	1:27.480	47.309		2:39.969P	11 -	24.742	258.9	1:23.110	28.822	199.6	2:16.674
6 -	3:41.445	222.6	1:29.301	29.068	198.1	X:00.000	12 -	24.582	259.6	1:24.648	29.193	196.3	2:18.423
33	Marchy LEE		HKG		Dallara Honda-Mugen								
1 -X:00.000	147.1	1:37.674	31.156	189.8	X:00.000	7 -	24.788	258.9	1:27.588	29.726	195.6	2:22.102	
2 -	27.053	174.1	1:30.812	29.864	193.5	2:27.729	8 - 25.042	254.1	1:24.401	51.151		2:40.594P	
3 -	25.561	251.7	1:26.298	29.624	193.8	2:21.483	9 - 5:29.540	250.0	1:28.091	29.341	195.6	X:00.000	
4 -	24.998	257.1	1:23.863	29.411	194.9	2:18.272	10 -	25.054	254.7	1:22.662	29.044	196.0	2:16.760
5 -	24.980	256.5	1:23.408	29.220	194.2	2:17.608	11 -	24.938	255.3	1:22.910	28.934	196.0	2:16.782
6 -	24.996	255.9	1:22.792	29.101	196.3	2:16.889							




51st Macau Grand Prix Formula 3 (FIA Intercontinental Cup) FREE PRACTICE 2 - SPEED TRAPS - FINISH LINE

POS	NO	CL	NAME	NAT	CAR	KPH
1	30		Fabio CARBONE	BRA	Dallara Nissan-Tomei	201.1
2	8		Jamie GREEN	GBR	Dallara Mercedes-HWA	200.7
3	7		Nelson PIQUET	BRA	Dallara Honda-Mugen	200.7
4	23		Richard ANTINUCCI	USA	Dallara Toyota-Toms	200.7
5	22		Robert KUBICA	POL	Dallara Mercedes-HWA	200.3
6	3		James ROSSITER	GBR	Dallara Opel-Spiess	200.3
7	14		Franck PERERA	FRA	Dallara Opel-Spiess	199.6
8	25		Danny WATTS	GBR	Dallara Renault-Sodemo	199.6
9	6		Nico ROSBERG	GER	Dallara Opel-Spiess	199.6
10	32		Daisuke IKEDA	JPN	Dallara Opel-Spiess	199.6
11	29		Michael HO.	MAC	Dallara Toyota-Toms	198.8
12	4		Ronnie QUINTARELLI	ITA	Dallara Toyota-Toms	198.8
13	21		Lewis HAMILTON	GBR	Dallara Mercedes-HWA	198.8
14	18		Alvaro PARENTE	POR	Dallara Honda-Mugen	198.8
15	9		Alexandre PREMAT	FRA	Dallara Mercedes-HWA	198.8
16	27		Ho Pin TUNG	NED	Dallara Renault-Sodemo	198.5
17	15		Katsuyuki HIRANAKA	JPN	Dallara Opel-Spiess	198.5
18	26		Lucas di GRASSI	BRA	Dallara Renault-Sodemo	198.5
19	16		Matteo CRESSONI	ITA	Dallara Honda-Mugen	198.5
20	12		Robert AUSTIN	GBR	Dallara Opel-Spiess	198.1
21	10		Eric SALIGNON	FRA	Dallara Mercedes-HWA	198.1
22	24		Kazuki NAKAJIMA	JPN	Dallara Toyota-Toms	198.1
23	5		Naoki YOKOMIZO	JPN	Dallara Toyota-Toms	197.8
24	11		Adam CARROLL	GBR	Dallara Opel-Spiess	197.8
25	1		Giedo van der GARDE	NED	Dallara Opel-Spiess	197.8
26	2		Loic DUVAL	FRA	Dallara Opel-Spiess	197.8
27	28		Christian JONES	AUS	Dallara Toyota-Toms	196.7
28	19		Marko ASMER	EST	Dallara Honda-Mugen	196.7
29	33		Marchy LEE	HKG	Dallara Honda-Mugen	196.3
30	20		Rodolfo AVILA	MAC	Dallara Honda-Mugen	196.3
31	17		LEI Kit Meng	MAC	Dallara Honda-Mugen	193.2
32	31		Jo MERSZEI	MAC	Dallara Opel-Spiess	190.4

Weather/Track: Sunny/Dry

Circuito Da Guia
Circuit Length = 6.1200 km.
Start: 10:40 End: 11:10



51st Macau Grand Prix Formula 3 (FIA Intercontinental Cup) FREE PRACTICE 2 - SPEED TRAPS - SECTOR 1

(contd.)

POS	NO	CL	NAME	NAT	CAR	KPH
1	23		Richard ANTINUCCI	USA	Dallara Toyota-Toms	267.9
2	8		Jamie GREEN	GBR	Dallara Mercedes-HWA	267.3
3	26		Lucas di GRASSI	BRA	Dallara Renault-Sodemo	267.3
4	2		Loic DUVAL	FRA	Dallara Opel-Spiess	266.6
5	16		Matteo CRESSONI	ITA	Dallara Honda-Mugen	265.3
6	18		Alvaro PARENTE	POR	Dallara Honda-Mugen	264.7
7	21		Lewis HAMILTON	GBR	Dallara Mercedes-HWA	264.0
8	24		Kazuki NAKAJIMA	JPN	Dallara Toyota-Toms	264.0
9	9		Alexandre PREMAT	FRA	Dallara Mercedes-HWA	264.0
10	7		Nelson PIQUET	BRA	Dallara Honda-Mugen	263.4
11	14		Franck PERERA	FRA	Dallara Opel-Spiess	263.4
12	11		Adam CARROLL	GBR	Dallara Opel-Spiess	263.4
13	6		Nico ROSBERG	GER	Dallara Opel-Spiess	262.7
14	22		Robert KUBICA	POL	Dallara Mercedes-HWA	262.7
15	4		Ronnie QUINTARELLI	ITA	Dallara Toyota-Toms	262.1
16	25		Danny WATTS	GBR	Dallara Renault-Sodemo	262.1
17	3		James ROSSITER	GBR	Dallara Opel-Spiess	261.5
18	32		Daisuke IKEDA	JPN	Dallara Opel-Spiess	261.5
19	30		Fabio CARBONE	BRA	Dallara Nissan-Tomei	260.8
20	5		Naoki YOKOMIZO	JPN	Dallara Toyota-Toms	260.8
21	10		Eric SALIGNON	FRA	Dallara Mercedes-HWA	260.2
22	1		Giedo van der GARDE	NED	Dallara Opel-Spiess	259.6
23	12		Robert AUSTIN	GBR	Dallara Opel-Spiess	258.9
24	33		Marchy LEE	HKG	Dallara Honda-Mugen	258.9
25	15		Katsuyuki HIRANAKA	JPN	Dallara Opel-Spiess	258.3
26	19		Marko ASMER	EST	Dallara Honda-Mugen	258.3
27	29		Michael HO.	MAC	Dallara Toyota-Toms	257.7
28	28		Christian JONES	AUS	Dallara Toyota-Toms	257.7
29	17		LEI Kit Meng	MAC	Dallara Honda-Mugen	257.1
30	20		Rodolfo AVILA	MAC	Dallara Honda-Mugen	257.1
31	27		Ho Pin TUNG	NED	Dallara Renault-Sodemo	257.1
32	31		Jo MERSZEI	MAC	Dallara Opel-Spiess	250.0

Weather/Track: Sunny/Dry

Circuito Da Guia
Circuit Length = 6.1200 km.
Start: 10:40 End: 11:10



51st Macau Grand Prix Formula 3 (FIA Intercontinental Cup) FREE PRACTICE 2 - BEST SECTOR TIMES

SECTOR 1			SECTOR 2			SECTOR 3			IDEAL / BEST COMPARISON						
POS	NO	NAME	TIME	NO	NAME	TIME	NO	NAME	TIME	POS	NO	NAME	IDEAL	BEST	DIFF
1	23	ANTINUCCI	24.019	22	KUBICA	1:19.718	22	KUBICA	28.066	1	22	KUBICA	2:12.246	2:12.303	0.057
2	26	GRASSI	24.098	21	HAMILTON	1:20.072	30	CARBONE	28.077	2	21	HAMILTON	2:12.619	2:12.949	0.330
3	18	PARENTE	24.233	30	CARBONE	1:20.368	8	GREEN	28.104	3	30	CARBONE	2:13.021	2:13.111	0.090
4	21	HAMILTON	24.273	9	PREMAT	1:20.471	26	GRASSI	28.169	4	23	ANTINUCCI	2:13.074	2:13.150	0.076
5	8	GREEN	24.332	23	ANTINUCCI	1:20.723	9	PREMAT	28.181	5	9	PREMAT	2:13.114	2:13.453	0.339
6	24	NAKAJIMA	24.336	14	PERERA	1:20.851	21	HAMILTON	28.274	6	8	GREEN	2:13.339	2:13.599	0.260
7	16	CRESSONI	24.337	8	GREEN	1:20.903	3	ROSSITER	28.284	7	3	ROSSITER	2:13.758	2:13.984	0.226
8	25	WATTS	24.403	3	ROSSITER	1:20.974	23	ANTINUCCI	28.332	8	14	PERERA	2:13.834	2:13.834	0.000
9	4	QUINTARELLI	24.409	6	ROSBERG	1:21.007	7	PIQUET	28.341	9	6	ROSBERG	2:13.857	2:13.978	0.121
10	7	PIQUET	24.409	5	YOKOMIZO	1:21.147	6	ROSBERG	28.367	10	25	WATTS	2:14.078	2:14.502	0.424
11	9	PREMAT	24.462	4	QUINTARELLI	1:21.196	25	WATTS	28.376	11	4	QUINTARELLI	2:14.113	2:14.214	0.101
12	22	KUBICA	24.462	25	WATTS	1:21.299	14	PERERA	28.427	12	5	YOKOMIZO	2:14.258	2:14.372	0.114
13	6	ROSBERG	24.483	2	DUVAL	1:21.474	18	PARENTE	28.481	13	26	GRASSI	2:14.291	2:14.522	0.231
14	32	IKEDA	24.498	18	PARENTE	1:21.697	5	YOKOMIZO	28.502	14	18	PARENTE	2:14.411	2:14.771	0.360
15	3	ROSSITER	24.500	7	PIQUET	1:21.918	4	QUINTARELLI	28.508	15	2	DUVAL	2:14.605	2:14.954	0.349
16	2	DUVAL	24.530	19	ASMER	1:21.992	24	NAKAJIMA	28.535	16	7	PIQUET	2:14.668	2:14.668	0.000
17	14	PERERA	24.556	26	GRASSI	1:22.024	19	ASMER	28.552	17	24	NAKAJIMA	2:15.198	2:15.611	0.413
18	11	CARROLL	24.570	12	AUSTIN	1:22.026	2	DUVAL	28.601	18	19	ASMER	2:15.264	2:16.010	0.746
19	30	CARBONE	24.576	1	GARDE	1:22.296	12	AUSTIN	28.625	19	12	AUSTIN	2:15.370	2:15.689	0.319
20	5	YOKOMIZO	24.609	24	NAKAJIMA	1:22.327	16	CRESSONI	28.642	20	1	GARDE	2:15.762	2:15.762	0.000
21	10	SALIGNON	24.625	33	LEE	1:22.662	11	CARROLL	28.666	21	11	CARROLL	2:16.209	2:17.203	0.994
22	12	AUSTIN	24.719	15	HIRANAKA	1:22.866	29	HO_	28.676	22	32	IKEDA	2:16.365	2:16.674	0.309
23	19	ASMER	24.720	11	CARROLL	1:22.973	1	GARDE	28.733	23	15	HIRANAKA	2:16.383	2:16.453	0.070
24	1	GARDE	24.733	32	IKEDA	1:23.045	15	HIRANAKA	28.753	24	33	LEE	2:16.384	2:16.760	0.376
25	27	TUNG	24.762	10	SALIGNON	1:23.424	27	TUNG	28.789	25	10	SALIGNON	2:16.842	2:16.949	0.107
26	15	HIRANAKA	24.764	29	HO_	1:23.439	10	SALIGNON	28.793	26	16	CRESSONI	2:16.863	2:17.163	0.300
27	29	HO_	24.784	27	TUNG	1:23.506	32	IKEDA	28.822	27	29	HO_	2:16.899	2:16.961	0.062
28	33	LEE	24.788	16	CRESSONI	1:23.884	33	LEE	28.934	28	27	TUNG	2:17.057	2:17.072	0.015
29	28	JONES	24.874	28	JONES	1:24.064	28	JONES	28.976	29	28	JONES	2:17.914	2:18.075	0.161
30	20	AVILA	24.895	20	AVILA	1:25.529	20	AVILA	29.104	30	20	AVILA	2:19.528	2:19.529	0.001
31	17	LEI	24.965	17	LEI	1:27.280	17	LEI	30.030	31	17	LEI	2:22.275	2:22.792	0.517
32	31	MERSZEI	25.567	31	MERSZEI	1:30.170	31	MERSZEI	30.507	32	31	MERSZEI	2:26.244	2:26.244	0.000
													Perfect Lap	2:11.803	

Weather/Track: Sunny/Dry

Guia - Macau
Circuit Length = 6.21 km
Start: 10:40 End: 11:10



51st Macau Grand Prix Formula 3 (FIA Intercontinental Cup) COMBINED QUALIFYING

POS	NO	CL	NAME	NAT	CAR	FIRST		SECOND		GAP
						TIME	LAPS	TIME	LAPS	
1	22		Robert KUBICA	POL	Dallara Mercedes-HWA	2:17.217	5	2:12.155	16	
2	21		Lewis HAMILTON	GBR	Dallara Mercedes-HWA	2:12.344	15	2:12.415	12	0.189
3	23		Richard ANTINUCCI	USA	Dallara Toyota-Toms	2:13.791	16	2:12.512	13	0.357
4	6		Nico ROSBERG	GER	Dallara Opel-Spiess	2:14.331	14	2:12.725	12	0.570
5	7		Nelson PIQUET	BRA	Dallara Honda-Mugen	2:15.297	14	2:12.834	15	0.679
6	8		Jamie GREEN	GBR	Dallara Mercedes-HWA	2:13.372	15	2:13.051	11	0.896
7	30		Fabio CARBONE	BRA	Dallara Nissan-Tomei	2:13.786	16	2:13.093	14	0.938
8	9		Alexandre PREMAT	FRA	Dallara Mercedes-HWA	2:14.776	15	2:13.132	13	0.977
9	24		Kazuki NAKAJIMA	JPN	Dallara Toyota-Toms	2:14.345	15	2:13.160	12	1.005
10	26		Lucas DI GRASSI	BRA	Dallara Renault-Sodemo	2:19.286	6	2:13.817	15	1.662
11	25		Danny WATTS	GBR	Dallara Renault-Sodemo	2:14.161	17	2:14.285	14	2.006
12	2		Loic DUVAL	FRA	Dallara Opel-Spiess	2:15.263	15	2:14.283	13	2.128
13	14		Franck PERERA	FRA	Dallara Opel-Spiess	2:14.336	17	2:14.900	6	2.181
14	18		Alvaro PARENTE	POR	Dallara Honda-Mugen	2:14.435	11	2:14.350	15	2.195
15	4		Ronnie QUINTARELLI	ITA	Dallara Toyota-Toms	2:14.400	15	2:15.377	13	2.245
16	5		Naoki YOKOMIZO	JPN	Dallara Toyota-Toms	2:14.849	14	2:14.435	14	2.280
17	3		James ROSSITER	GBR	Dallara Opel-Spiess	2:14.655	14	2:14.543	11	2.388
18	11		Adam CARROLL	GBR	Dallara Opel-Spiess	2:14.597	16	2:14.835	15	2.442
19	10		Eric SALIGNON	FRA	Dallara Mercedes-HWA	2:20.727	3	2:14.597	7	2.442
20	15		Katsuyuki HIRANAKA	JPN	Dallara Opel-Spiess	2:16.623	16	2:15.010	14	2.855
21	12		Robert AUSTIN	GBR	Dallara Opel-Spiess	2:16.088	16	2:15.167	5	3.012
22	32		Daisuke IKEDA	JPN	Dallara Opel-Spiess	2:18.588	11	2:15.230	15	3.075
23	16		Matteo CRESSONI	ITA	Dallara Honda-Mugen	2:17.875	17	2:15.291	12	3.136
24	19		Marko ASMER	EST	Dallara Honda-Mugen	2:19.600	4	2:15.824	6	3.669
25	33		Marchy LEE	HKG	Dallara Honda-Mugen	2:18.979	5	2:16.225	8	4.070
26	1		Giedo van der GARDE	NED	Dallara Opel-Spiess	20:20.835	1	2:16.712	15	4.557
27	27		Ho Pin TUNG	NED	Dallara Renault-Sodemo	2:16.993	16	2:16.744	15	4.589
28	28		Christian JONES	AUS	Dallara Toyota-Toms	2:19.280	15	2:16.871	13	4.716
29	29		Michael HO.	MAC	Dallara Toyota-Toms	2:17.814	15	2:19.482	10	5.659
30	20		Rodolfo AVILA	MAC	Dallara Honda-Mugen	2:22.576	13	2:20.074	8	7.919
31	17		LEI Kit Meng	MAC	Dallara Honda-Mugen	2:21.298	15	2:22.636	7	9.143
32	31		Jo MERSZEI	MAC	Dallara Opel-Spiess	2:24.250	14	2:23.963	8	11.808

QUALIFICATION MAXIMA 2:25.370

Weather/Track: Sunny/Dry

Circuito Da Guia
Circuit Length = 6.1200 km.
Start: 14:05 End: 15:06

Race Director:	Stewards:	Timekeeper:
----------------	-----------	-------------



51st Macau Grand Prix Formula 3 (FIA Intercontinental Cup) QUALIFYING 2

POS	NO	CL	NAME	NAT	CAR	TIME	LAPS	GAP	KPH
1	22		Robert KUBICA	POL	Dallara Mercedes-HWA	2:12.155	16		166.71
2	21		Lewis HAMILTON	GBR	Dallara Mercedes-HWA	2:12.415	12	0.260	166.38
3	23		Richard ANTINUCCI	USA	Dallara Toyota-Toms	2:12.512	13	0.357	166.26
4	6		Nico ROSBERG	GER	Dallara Opel-Spiess	2:12.725	12	0.570	165.99
5	7		Nelson PIQUET	BRA	Dallara Honda-Mugen	2:12.834	15	0.679	165.86
6	8		Jamie GREEN	GBR	Dallara Mercedes-HWA	2:13.051	11	0.896	165.59
7	30		Fabio CARBONE	BRA	Dallara Nissan-Tomei	2:13.093	14	0.938	165.53
8	9		Alexandre PREMAT	FRA	Dallara Mercedes-HWA	2:13.132	13	0.977	165.49
9	24		Kazuki NAKAJIMA	JPN	Dallara Toyota-Toms	2:13.160	12	1.005	165.45
10	26		Lucas DI GRASSI	BRA	Dallara Renault-Sodemo	2:13.817	15	1.662	164.64
11	2		Loic DUVAL	FRA	Dallara Opel-Spiess	2:14.283	13	2.128	164.07
12	25		Danny WATTS	GBR	Dallara Renault-Sodemo	2:14.285	14	2.130	164.06
13	18		Alvaro PARENTE	POR	Dallara Honda-Mugen	2:14.350	15	2.195	163.99
14	5		Naoki YOKOMIZO	JPN	Dallara Toyota-Toms	2:14.435	14	2.280	163.88
15	3		James ROSSITER	GBR	Dallara Opel-Spiess	2:14.543	11	2.388	163.75
16	10		Eric SALIGNON	FRA	Dallara Mercedes-HWA	2:14.597	7	2.442	163.68
17	11		Adam CARROLL	GBR	Dallara Opel-Spiess	2:14.835	15	2.680	163.40
18	14		Franck PERERA	FRA	Dallara Opel-Spiess	2:14.900	6	2.745	163.32
19	15		Katsuyuki HIRANAKA	JPN	Dallara Opel-Spiess	2:15.010	14	2.855	163.18
20	12		Robert AUSTIN	GBR	Dallara Opel-Spiess	2:15.167	5	3.012	162.99
21	32		Daisuke IKEDA	JPN	Dallara Opel-Spiess	2:15.230	15	3.075	162.92
22	16		Matteo CRESSONI	ITA	Dallara Honda-Mugen	2:15.291	12	3.136	162.84
23	4		Ronnie QUINTARELLI	ITA	Dallara Toyota-Toms	2:15.377	13	3.222	162.74
24	19		Marko ASMER	EST	Dallara Honda-Mugen	2:15.824	6	3.669	162.21
25	33		Marchy LEE	HKG	Dallara Honda-Mugen	2:16.225	8	4.070	161.73
26	1		Giedo van der GARDE	NED	Dallara Opel-Spiess	2:16.712	15	4.557	161.15
27	27		Ho Pin TUNG	NED	Dallara Renault-Sodemo	2:16.744	15	4.589	161.11
28	28		Christian JONES	AUS	Dallara Toyota-Toms	2:16.871	13	4.716	160.96
29	29		Michael HO.	MAC	Dallara Toyota-Toms	2:19.482	10	7.327	157.95
30	20		Rodolfo AVILA	MAC	Dallara Honda-Mugen	2:20.074	8	7.919	157.28
31	17		LEI Kit Meng	MAC	Dallara Honda-Mugen	2:22.636	7	10.481	154.46
32	31		Jo MERSZEI	MAC	Dallara Opel-Spiess	2:23.963	8	11.808	153.03

Weather/Track: Sunny/Dry

Circuito Da Guia
Circuit Length = 6.1200 km.
Start: 14:05 End: 15:06

Race Director:	Stewards:	Timekeeper:
----------------	-----------	-------------

**51st Macau Grand Prix Formula 3 (FIA Intercontinental Cup)
QUALIFYING 2 - SECTOR ANALYSIS**

1	Giedo van der GARDE			NED		Dallara Opel-Spiess						
1	X:00.000	213.0	1:55.540	30.452	188.4	X:00.000	9 - 24.966	255.9	1:22.726	29.020	193.2	2:16.712
2	24.995	258.3	2:01.862	30.136	193.5	2:56.993	10 - 25.047	256.5	1:30.576	46.237		2:41.860P
3	24.829	258.9	1:23.624	28.916	196.3	2:17.369	11 - 9:21.696	231.7	1:29.857	31.890	196.7	X:00.000
4	7:46.202	180.0	1:38.798	29.529	193.8	X:00.000	12 - 24.902	255.9	1:33.134	30.195	195.2	2:28.231
5	24.874	258.3	1:23.034	29.017	196.7	2:16.925	13 - 24.843	258.9	1:54.750	30.644	197.0	2:50.237
6	24.757	258.3	1:24.707	28.980	196.3	2:18.444	14 - 7:00.769	249.4	1:29.519	28.957	195.6	X:00.000
7	24.748	259.6	1:24.016	29.128	196.7	2:17.892	15 - 24.901	258.3	1:23.359	29.152	197.0	2:17.412
8	24.932	257.1	1:25.264	29.119	197.0	2:19.315						
2	Loic DUVAL			FRA		Dallara Opel-Spiess						
1	X:00.000	221.7	1:49.522	30.394	190.4	X:00.000	8 - 4:53.457	245.4	1:33.178	29.386	194.9	X:00.000
2	25.081	257.1	2:00.731	29.513	196.0	2:55.325	9 - 9:51.894	251.1	1:24.368	28.891	196.3	X:00.000
3	24.623	262.7	1:34.375	28.977	197.0	2:27.975	10 - 24.889	258.9	1:26.871	30.022	196.0	2:21.782
4	7:23.017	186.8	1:35.304	29.282	193.8	X:00.000	11 - 24.865	258.9	1:52.567	31.055	196.3	2:48.487
5	24.905	258.3	1:25.645	29.793	196.0	2:20.343	12 - 6:46.313	246.5	1:32.345	29.090	196.0	X:00.000
6	24.612	262.1	1:22.262	28.643	197.4	2:15.517	13 - 25.068	255.9	1:20.683	28.532	199.2	2:14.283
7	24.632	260.8	1:21.232	48.843		2:34.707P						
3	James ROSSITER			GBR		Dallara Opel-Spiess						
1	X:00.000	193.2	1:45.972	30.802	191.1	X:00.000	7 - 24.808	256.5	1:26.295	42.667		2:33.770P
2	24.826	260.8	2:05.946	29.278	197.0	3:00.050	8 - 3:59.318	227.3	1:32.133	29.122	197.0	X:00.000
3	24.923	255.9	1:31.731	28.914	196.3	2:25.568	9 - X:00.000	248.8	1:24.465	28.786	198.5	X:00.000
4	7:36.019	251.7	1:39.258	29.175	195.6	X:00.000	10 - 24.947	255.3	1:27.608	39.003	196.7	2:31.558
5	24.930	255.9	1:21.173	28.440	198.1	2:14.543	11 - 24.847	257.1	1:49.289	49.410		3:03.546P
6	24.842	257.1	1:22.567	28.513	198.8	2:15.922						
4	Ronnie QUINTARELLI			ITA		Dallara Toyota-Toms						
1	X:00.000	188.4	1:52.873	32.876	192.8	X:00.000	8 - 24.559	260.8	1:24.663	46.808		2:36.030P
2	24.906	257.7	2:02.455	29.548	194.9	2:56.909	9 - X:00.000	233.7	1:25.148	30.883	197.4	X:00.000
3	24.630	259.6	1:30.686	30.478	194.9	2:25.794	10 - 24.478	261.5	1:38.611	31.390	199.6	2:34.479
4	7:31.166	233.2	1:36.479	29.882	195.6	X:00.000	11 - 24.240	264.7	1:52.696	31.423	199.6	2:48.359
5	24.597	258.9	1:22.097	28.683	199.2	2:15.377	12 - 7:08.604	251.1	1:30.231	28.901	197.0	X:00.000
6	24.475	260.2	1:22.538	28.608	199.2	2:15.621	13 - 24.355	264.7	1:25.282	29.146	198.8	2:18.783
7	24.672	260.2	1:23.614	28.685	198.5	2:16.971						
5	Naoki YOKOMIZO			JPN		Dallara Toyota-Toms						
1	X:00.000	234.2	1:56.466	30.486	193.2	X:00.000	8 - 2:28.127	238.9	1:27.774	29.057	196.0	4:24.958
2	24.872	257.1	2:02.595	30.132	194.2	2:57.599	9 - 24.834	256.5	1:29.872	28.995	197.4	2:23.701
3	24.633	260.8	1:22.475	28.672	197.4	2:15.780	10 - 9:57.002	246.0	1:24.925	28.783	199.2	X:00.000
4	7:27.419	248.2	1:33.692	29.249	195.6	X:00.000	11 - 24.245	257.7	1:39.812	31.620	198.5	2:35.677
5	24.618	260.8	1:21.842	28.610	196.7	2:15.070	12 - 24.446	263.4	1:53.301	31.200	194.5	2:48.947
6	24.669	259.6	1:21.167	28.599	196.7	2:14.435	13 - 7:09.426	244.3	1:29.773	29.057	191.4	X:00.000
7	24.703	258.3	1:22.463	47.364		2:34.530P	14 - 24.699	261.5	1:25.270	29.264	186.2	2:19.233
6	Nico ROSBERG			GER		Dallara Opel-Spiess						
1	X:00.000	237.8	1:33.934	29.849	194.2	X:00.000	7 - 24.433	262.1	1:29.663	47.477		2:41.573P
2	24.757	258.9	2:31.096	31.551	197.4	3:27.404	8 - X:00.000	233.2	1:44.094	36.592	196.0	X:00.000
3	8:34.116	254.1	1:34.796	28.719	198.1	X:00.000	9 - 24.753	258.3	1:32.015	28.868	200.7	2:25.636
4	24.599	260.8	1:20.746	28.361	199.2	2:13.706	10 - 24.606	258.3	1:36.388	31.214	200.0	2:32.208
5	24.523	260.2	1:20.188	28.354	199.6	2:13.065	11 - 6:38.744	255.9	1:29.336	28.674	200.3	X:00.000
6	24.451	262.1	1:19.964	28.310	201.1	2:12.725	12 - 24.431	262.1	1:25.863	29.704	179.7	2:19.998

**51st Macau Grand Prix Formula 3 (FIA Intercontinental Cup)
QUALIFYING 2 - SECTOR ANALYSIS**


(contd.)

7	Nelson PIQUET		BRA		Dallara Honda-Mugen			
1	X:00.000 231.7	1:50.897	31.076 196.3	X:00.000	9 - 24.513 259.6	1:23.473	28.651 200.7	2:16.637
2	24.558 262.1	2:03.803	30.594 198.1	2:58.955	10 - 24.435 262.7	1:43.993	44.488	2:52.916P
3	24.964 256.5	1:26.468	28.749 198.8	2:20.181	11 - 9:44.587 245.4	1:32.341	29.272 198.5	X:00.000
4	7:06.922 218.6	1:30.561	28.935 199.6	X:00.000	12 - 24.399 262.1	1:31.921	28.686 199.6	2:25.006
5	24.512 259.6	1:21.728	28.503 200.0	2:14.743	13 - 24.473 259.6	2:05.675	30.714 200.3	3:00.862
6	24.475 259.6	1:21.009	28.378 201.4	2:13.862	14 - 7:02.080 255.9	1:24.711	29.048 200.3	X:00.000
7	24.392 262.1	1:23.897	28.444 201.8	2:16.733	15 - 24.356 262.1	1:20.393	28.085 201.4	2:12.834
8	24.505 259.6	1:27.685	28.682 200.7	2:20.872				
8	Jamie GREEN		GBR		Dallara Mercedes-HWA			
1	X:00.000 239.4	1:49.374	33.011 193.5	X:00.000	7 - 24.625 259.6	1:20.405	28.021 200.7	2:13.051
2	24.846 258.3	2:01.632	31.635 194.9	2:58.113	8 - 24.587 258.9	1:28.728	41.638	2:34.953P
3	24.888 257.7	1:21.254	28.420 198.1	2:14.562	9 - 2:52.294 188.1	1:45.043	29.125 196.0	X:00.000
4	7:33.582 253.5	1:29.570	28.823 198.8	X:00.000	10 - 9:14.026 223.6	1:30.220	28.910 198.8	X:00.000
5	24.870 258.3	1:20.263	28.224 199.2	2:13.357	11 - 24.641 258.9	1:52.591	1:12.062	3:29.294P
6	24.721 257.1	1:20.342	28.106 199.2	2:13.169				
9	Alexandre PREMAT		FRA		Dallara Mercedes-HWA			
1	X:00.000 234.7	1:46.270	39.390 189.8	X:00.000	8 - 4:50.166 241.6	1:43.749	29.000 196.3	X:00.000
2	25.039 257.7	1:45.180	29.845 196.3	2:40.064	9 - 9:59.341 252.3	1:31.472	28.674 196.7	X:00.000
3	24.856 257.1	1:25.280	28.562 196.7	2:18.698	10 - 24.722 259.6	1:33.580	28.486 192.5	2:26.788
4	7:32.835 252.3	1:29.597	28.835 196.3	X:00.000	11 - 24.765 263.4	2:03.665	29.144 197.4	2:57.574
5	24.785 257.7	1:20.639	28.331 194.9	2:13.755	12 - 7:07.248 255.3	1:22.900	29.936 198.1	X:00.000
6	24.775 257.7	1:20.478	28.231 198.1	2:13.484	13 - 24.605 260.2	1:20.272	28.255 199.2	2:13.132
7	24.631 260.2	1:22.731	42.757	2:30.119P				
10	Eric SALIGNON		FRA		Dallara Mercedes-HWA			
1	X:00.000 164.8	1:51.001	42.769 189.1	X:00.000	5 - 24.761 258.3	1:22.912	28.634 198.5	2:16.307
2	25.374 254.1	1:48.515	30.479 195.6	2:44.368	6 - 24.681 258.9	1:21.532	28.384 198.8	2:14.597
3	24.695 258.9	1:26.374	28.902 198.1	2:19.971	7 - 24.625 260.2	1:25.959	45.639	2:36.223P
4	7:10.921 233.7	1:34.817	30.168 196.3	X:00.000				
11	Adam CARROLL		GBR		Dallara Opel-Spiess			
1	X:00.000 200.7	1:38.380	30.742 193.5	X:00.000	9 - 2:47.592 190.8	1:38.497	30.037 194.5	4:56.126
2	25.211 254.1	1:43.568	29.039 196.0	2:37.818	10 - 9:46.496 218.1	1:30.683	29.304 198.1	X:00.000
3	25.130 254.1	1:44.797	37.672 197.8	2:47.599	11 - 24.789 258.3	1:26.070	28.729 198.8	2:19.588
4	7:16.082 252.3	1:26.679	29.030 196.3	X:00.000	12 - 24.513 251.7	1:42.009	34.108 198.1	2:40.630
5	24.403 262.1	1:25.161	28.742 197.4	2:18.306	13 - 25.053 254.1	1:21.534	28.441 197.8	2:15.028
6	24.869 257.7	1:21.971	28.574 197.8	2:15.414	14 - 5:23.797 180.9	1:32.342	29.547 197.0	X:00.000
7	24.911 257.7	1:21.429	28.509 198.1	2:14.849	15 - 25.073 254.7	1:21.348	28.414 197.4	2:14.835
8	24.913 256.5	1:35.488	44.053	2:44.454P				
12	Robert AUSTIN		GBR		Dallara Opel-Spiess			
1	X:00.000 219.5	1:32.735	29.925 195.2	X:00.000	4 - 6:53.750 244.3	1:28.327	30.243 196.3	X:00.000
2	25.139 252.9	1:29.686	30.972 196.7	2:25.797	5 - 25.146 253.5	1:21.495	28.526 199.2	2:15.167
3	24.781 258.3	1:55.474	30.471 197.4	2:50.726				

**51st Macau Grand Prix Formula 3 (FIA Intercontinental Cup)
QUALIFYING 2 - SECTOR ANALYSIS**

(contd.)

14	Franck PERERA		FRA		Dallara Opel-Spiess			
1	X:00.000 140.6	1:50.633	54.250 189.1	X:00.000	4 - 8:10.967 164.3	1:38.010	29.547 193.2	X:00.000
2	25.336 254.7	1:49.440	30.170 194.5	2:44.946	5 - 24.894 259.6	1:21.351	28.655 199.2	2:14.900
3	24.924 256.5	1:23.795	29.142 196.0	2:17.861	6 - 26.883 211.3	1:25.102	28.926 198.1	2:20.911
15	Katsuyuki HIRANAKA		JPN		Dallara Opel-Spiess			
1	X:00.000 222.2	1:43.253	31.432 193.2	X:00.000	8 - 3:14.432 243.2	1:30.073	33.465 196.3	X:00.000
2	25.072 255.3	1:35.498	29.348 193.5	2:29.918	9 - 25.366 252.3	1:33.604	32.804 196.0	2:31.774
3	25.040 256.5	1:56.398	33.333 194.2	2:54.771	10 - 9:45.929 249.4	1:24.899	29.247 197.4	X:00.000
4	7:28.585 237.3	1:29.397	29.847 193.8	X:00.000	11 - 24.581 258.3	1:40.907	31.596 195.2	2:37.084
5	24.795 258.9	1:23.207	28.994 196.7	2:16.996	12 - 24.655 259.6	1:52.875	32.668 195.6	2:50.198
6	24.709 258.9	1:22.290	29.093 192.8	2:16.092	13 - 6:54.313 253.5	1:25.010	29.236 197.8	X:00.000
7	24.825 260.2	1:29.673	43.513	2:38.011P	14 - 24.580 260.2	1:21.742	28.688 198.1	2:15.010
16	Matteo CRESSONI		ITA		Dallara Honda-Mugen			
1	X:00.000 194.2	1:45.153	30.496 193.8	X:00.000	7 - X:00.000 231.7	1:30.564	29.420 196.3	X:00.000
2	24.885 258.9	2:33.736	1:16.267	4:14.888P	8 - 24.572 261.5	1:26.441	28.943 198.5	2:19.956
3	X:00.000 237.8	1:27.483	32.535 197.0	X:00.000	9 - 24.518 262.1	1:24.387	29.000 198.5	2:17.905
4	24.686 260.2	1:29.382	29.168 196.7	2:23.236	10 - 24.597 260.8	1:21.934	28.760 198.5	2:15.291
5	24.725 260.8	1:30.828	29.523 196.7	2:25.076	11 - 5:41.663 212.1	1:27.612	30.491 197.4	X:00.000
6	24.778 259.6	1:23.398	29.061 196.3	2:17.237	12 - 24.758 259.6	1:22.030	28.812 199.2	2:15.600
17	LEI Kit Meng		MAC		Dallara Honda-Mugen			
1	X:00.000 210.5	1:53.533	31.549 190.8	X:00.000	5 - 25.163 254.1	1:53.390	31.239 192.8	2:49.792
2	25.566 252.3	2:00.261	31.589 190.1	2:57.416	6 - 6:53.703 242.1	1:33.250	30.685 194.5	X:00.000
3	X:00.000 212.5	1:34.361	32.279 165.3	X:00.000	7 - 25.103 255.3	1:27.545	29.988 196.0	2:22.636
4	27.456 246.0	1:39.695	35.654 191.8	2:42.805				
18	Alvaro PARENTE		POR		Dallara Honda-Mugen			
1	X:00.000 199.6	1:37.796	30.299 191.4	X:00.000	9 - 24.816 257.7	1:23.128	45.578	2:33.522P
2	25.155 254.1	1:30.830	29.247 194.5	2:25.232	10 - X:00.000 253.5	1:23.508	29.206 196.3	X:00.000
3	24.904 257.1	2:18.355	32.397 196.3	3:15.656	11 - 24.858 256.5	1:22.899	28.634 197.4	2:16.391
4	7:35.695 252.3	1:26.881	29.275 191.1	X:00.000	12 - 24.761 256.5	1:25.439	28.583 198.1	2:18.783
5	24.611 263.4	1:25.301	28.685 198.5	2:18.597	13 - 24.773 257.7	1:21.281	28.747 197.0	2:14.801
6	24.181 267.9	1:22.988	28.568 199.6	2:15.737	14 - 5:51.897 254.1	1:25.856	28.855 198.1	X:00.000
7	24.130 262.7	1:21.581	28.639 198.5	2:14.350	15 - 24.808 257.1	1:21.153	28.597 197.8	2:14.558
8	24.435 263.4	1:32.777	30.389 197.0	2:27.601				
19	Marko ASMER		EST		Dallara Honda-Mugen			
1	X:00.000 214.2	1:37.409	29.876 193.8	X:00.000	4 - 7:31.127 246.5	1:26.600	29.403 195.2	X:00.000
2	25.157 253.5	1:38.203	29.377 195.6	2:32.737	5 - 24.790 258.3	1:25.820	28.634 198.8	2:19.244
3	25.026 254.7	2:06.828	30.372 194.9	3:02.226	6 - 24.383 262.7	1:22.848	28.593 198.8	2:15.824
20	Rodolfo AVILA		MAC		Dallara Honda-Mugen			
1	X:00.000 225.4	1:35.758	30.609 191.8	X:00.000	5 - 25.763 245.4	1:43.525	33.178 194.5	2:42.466
2	25.481 250.0	1:36.666	29.954 193.8	2:32.101	6 - 25.254 254.1	1:51.062	30.731 194.5	2:47.047
3	25.133 253.5	2:06.319	29.728 196.3	3:01.180	7 - 6:43.355 247.7	1:29.196	29.666 194.5	X:00.000
4	X:00.000 240.0	1:31.928	29.766 194.9	X:00.000	8 - 25.088 254.7	1:25.428	29.558 195.2	2:20.074



**51st Macau Grand Prix Formula 3 (FIA Intercontinental Cup)
QUALIFYING 2 - SECTOR ANALYSIS**


(contd.)

21	Lewis HAMILTON		GBR		Dallara Mercedes-HWA							
1	X:00.000	194.9	1:31.546	30.300	195.6	X:00.000	7 - 3:15.519	231.2	1:34.384	29.133	199.6	X:00.000
2	24.492	258.9	1:27.811	30.485	196.3	2:22.788	8 - 24.656	257.7	1:19.676	28.083	199.6	2:12.415
3	24.706	259.6	2:17.920	33.445	195.2	3:16.071	9 - 24.547	260.8	1:38.167	44.931		2:47.645P
4	7:45.040	227.3	1:31.711	28.991	198.1	X:00.000	10 - 9:14.014	227.8	1:25.287	31.837	198.5	X:00.000
5	24.705	257.7	1:19.996	28.342	198.8	2:13.043	11 - 24.504	260.8	1:22.719	28.202	200.3	2:15.425
6	24.531	261.5	1:22.191	41.482		2:28.204P	12 - 24.129	267.3	2:46.979	1:13.221		4:24.329P
22	Robert KUBICA		POL		Dallara Mercedes-HWA							
1	X:00.000	242.1	1:34.855	31.951	194.2	X:00.000	9 - 24.598	260.8	1:23.455	28.493	200.0	2:16.546
2	24.857	260.8	1:32.481	50.397		2:47.735P	10 - 24.551	262.1	1:25.475	42.927		2:32.953P
3	2:39.834	216.8	1:38.998	29.764	195.2	4:48.596	11 - 9:59.324	248.2	1:30.990	31.392	198.5	X:00.000
4	6:11.299	251.7	1:31.264	29.130	197.4	X:00.000	12 - 24.694	258.3	1:26.217	28.654	199.6	2:19.565
5	24.665	261.5	1:21.352	31.165	197.8	2:17.182	13 - 24.641	258.3	1:23.114	28.522	200.0	2:16.277
6	24.646	258.9	1:19.901	28.413	199.2	2:12.960	14 - 24.622	260.2	1:19.455	28.078	200.0	2:12.155
7	24.605	262.1	1:19.739	28.207	199.2	2:12.551	15 - 5:42.372	252.3	1:27.256	30.947	200.0	X:00.000
8	24.507	261.5	1:38.134	38.678	198.8	2:41.319	16 - 24.465	263.4	1:24.394	28.843	199.2	2:17.702
23	Richard ANTINUCCI		USA		Dallara Toyota-Toms							
1	X:00.000	233.7	1:28.185	35.632	137.0	X:00.000	8 - 2:30.847	209.7	1:32.279	32.435	198.5	4:35.561
2	26.611	264.7	2:06.772	34.931	197.0	3:08.314	9 - 9:46.109	251.7	1:23.175	30.923	198.8	X:00.000
3	8:58.126	255.3	1:34.283	29.356	198.1	X:00.000	10 - 24.484	262.1	1:40.504	31.388	199.2	2:36.376
4	24.347	265.3	1:21.157	28.485	199.6	2:13.989	11 - 24.269	261.5	1:52.967	29.940	201.4	2:47.176
5	24.273	265.3	1:20.585	28.355	200.7	2:13.213	12 - 7:10.717	256.5	1:28.633	28.722	200.7	X:00.000
6	24.229	265.3	1:20.623	28.387	201.8	2:13.239	13 - 24.255	264.7	1:20.109	28.148	202.2	2:12.512
7	24.233	264.0	1:32.687	50.031		2:46.951P						
24	Kazuki NAKAJIMA		JPN		Dallara Toyota-Toms							
1	X:00.000	231.7	1:57.093	30.344	194.5	X:00.000	7 - 24.126	264.0	1:20.778	28.256	199.6	2:13.160
2	24.645	260.8	2:03.682	30.061	195.6	2:58.388	8 - 24.478	262.1	1:30.482	46.362		2:41.322P
3	24.598	262.1	1:22.537	28.656	196.0	2:15.791	9 - 3:22.669	236.8	1:27.218	28.596	197.4	X:00.000
4	7:31.466	252.3	1:33.213	28.851	197.0	X:00.000	10 - 8:51.854	254.1	1:31.129	29.433	199.2	X:00.000
5	24.306	263.4	1:21.170	28.353	198.8	2:13.829	11 - 24.524	262.1	1:30.778	28.297	198.8	2:23.599
6	24.348	264.7	1:21.082	28.242	198.8	2:13.672	12 - 24.421	259.6	1:25.720	29.954	198.1	2:20.095
25	Danny WATTS		GBR		Dallara Renault-Sodemmo							
1	X:00.000	204.9	1:36.040	30.121	193.8	X:00.000	8 - 3:38.427	229.2	1:37.475	30.170	196.3	X:00.000
2	25.085	252.3	1:32.535	29.509	196.7	2:27.129	9 - 9:32.447	243.7	1:27.930	29.174	197.8	X:00.000
3	24.393	265.3	2:33.927	30.428	196.0	3:28.748	10 - 24.938	257.1	1:25.003	28.958	197.8	2:18.899
4	9:04.121	245.4	1:37.845	29.331	197.0	X:00.000	11 - 24.864	255.3	1:20.965	28.456	198.5	2:14.285
5	24.876	257.7	1:22.171	28.641	198.5	2:15.688	12 - 24.793	258.3	1:34.578	30.064	199.2	2:29.435
6	24.741	258.9	1:21.394	28.430	199.6	2:14.565	13 - 5:44.195	257.1	1:24.268	28.623	199.2	X:00.000
7	24.474	262.7	1:24.488	44.762		2:33.724P	14 - 24.721	258.3	1:22.701	28.471	199.6	2:15.893

**51st Macau Grand Prix Formula 3 (FIA Intercontinental Cup)
QUALIFYING 2 - SECTOR ANALYSIS**

(contd.)


26	Lucas DI GRASSI			BRA		Dallara Renault-Sodemmo			
1	X:00.000 208.0	1:34.299	30.871 190.8	X:00.000	9	- 2:13.262 227.3	1:27.899	28.966 197.8	4:10.127
2	24.900 254.7	1:33.718	32.507 193.5	2:31.125	10	X:00.000 243.2	1:28.251	29.786 196.3	X:00.000
3	24.808 258.3	2:05.242	30.806 193.5	3:00.856	11	- 24.673 259.6	1:21.664	28.362 197.8	2:14.699
4	7:59.894 247.1	1:30.431	30.201 194.2	X:00.000	12	- 24.574 259.6	1:21.086	28.157 198.8	2:13.817
5	24.955 255.9	1:23.924	28.838 196.0	2:17.717	13	- 24.543 261.5	1:32.672	29.849 197.4	2:27.064
6	24.768 257.7	1:22.799	28.599 198.1	2:16.166	14	- 6:03.029 246.5	1:30.263	32.273 197.4	X:00.000
7	24.724 258.3	1:21.949	28.552 197.0	2:15.225	15	- 24.265 266.0	1:21.934	28.794 197.0	2:14.993
8	24.801 254.1	1:45.075	45.438	2:55.314P					
27	Ho Pin TUNG			NED		Dallara Renault-Sodemmo			
1	X:00.000 228.8	1:35.640	50.678	X:00.000P	9	- 24.707 258.9	1:25.118	29.409 183.0	2:19.234
2	1:45.786 226.8	1:43.162	30.347 194.2	3:59.295	10	X:00.000 184.6	1:29.241	29.082 197.4	X:00.000
3	25.192 254.1	1:34.238	30.079 195.2	2:29.509	11	- 24.596 260.2	1:24.131	28.787 199.6	2:17.514
4	8:44.515 251.1	1:38.387	29.317 196.0	X:00.000	12	- 24.662 258.3	1:23.222	28.860 197.4	2:16.744
5	24.705 259.6	1:23.823	28.880 197.0	2:17.408	13	- 24.786 257.1	1:33.203	30.265 197.8	2:28.254
6	24.811 257.1	1:23.706	28.744 197.8	2:17.261	14	- 5:57.494 233.7	1:27.891	30.440 197.8	X:00.000
7	24.818 256.5	1:37.564	36.361 196.0	2:38.743	15	- 24.624 260.8	1:23.546	28.881 196.0	2:17.051
8	25.016 255.3	1:32.453	30.705 196.0	2:28.174					
28	Christian JONES			AUS		Dallara Toyota-Toms			
1	X:00.000 197.4	1:43.307	33.080 193.8	X:00.000	8	- 2:14.930 236.3	1:36.289	29.535 195.6	4:20.754
2	24.982 257.1	2:06.985	30.516 194.9	3:02.483	9	- 9:35.868 215.1	1:28.277	29.430 196.3	X:00.000
3	9:10.385 206.1	1:42.022	31.616 195.6	X:00.000	10	- 24.968 256.5	1:39.540	39.381 195.6	2:43.889
4	24.789 260.2	1:24.078	28.976 196.7	2:17.843	11	- 24.804 258.9	1:52.240	33.317 197.0	2:50.361
5	24.878 258.3	1:23.359	28.721 197.4	2:16.958	12	- 6:59.499 189.4	1:31.305	29.157 197.8	X:00.000
6	24.722 260.2	1:23.467	28.682 197.8	2:16.871	13	- 25.039 255.9	1:27.409	28.874 196.3	2:21.322
7	24.753 260.2	1:32.782	56.355	2:53.890P					
29	Michael HO.			MAC		Dallara Toyota-Toms			
1	X:00.000 206.8	1:55.026	30.682 194.2	X:00.000	6	- 25.052 255.9	1:25.421	29.817 196.0	2:20.290
2	24.864 258.3	2:01.966	43.306	3:10.136P	7	- 24.872 258.3	1:25.814	29.234 196.7	2:19.920
3	X:00.000 242.1	1:32.116	30.775 194.9	X:00.000	8	- 24.943 257.7	1:25.542	29.296 197.0	2:19.781
4	25.405 252.9	1:25.437	29.413 196.3	2:20.255	9	X:00.000 225.4	1:31.656	30.005 196.0	X:00.000
5	25.066 256.5	1:24.988	29.428 195.6	2:19.482	10	- 24.996 257.1	1:32.408	30.005 194.2	2:27.409
30	Fabio CARBONE			BRA		Dallara Nissan-Tomei			
1	X:00.000 181.2	1:49.958	31.020 195.6	X:00.000	8	- 24.717 258.3	1:28.458	56.950	2:50.125P
2	25.044 255.3	2:01.596	29.329 197.0	2:55.969	9	X:00.000 246.5	1:29.723	28.976 197.8	X:00.000
3	24.949 256.5	1:34.132	28.687 198.5	2:27.768	10	- 25.034 252.9	1:23.141	28.412 200.3	2:16.587
4	7:23.317 181.5	1:35.097	28.991 197.8	X:00.000	11	- 24.914 253.5	1:20.021	28.158 200.3	2:13.093
5	24.841 257.7	1:26.083	30.066 197.4	2:20.990	12	- 24.812 256.5	1:42.130	29.488 199.2	2:36.430
6	24.764 255.9	1:21.984	28.390 200.3	2:15.138	13	- 5:52.300 248.8	1:23.491	28.400 200.0	X:00.000
7	24.798 257.7	1:20.247	28.293 200.0	2:13.338	14	- 24.988 253.5	1:22.942	28.281 200.0	2:16.211
31	Jo MERSZEI			MAC		Dallara Opel-Spiess			
1	X:00.000 158.8	1:51.106	53.878 186.2	X:00.000	5	- 31.836 179.7	1:44.501	31.971 190.4	2:48.308
2	25.878 247.7	2:29.902	43.700 186.5	3:39.480	6	- 25.671 249.4	1:38.999	50.526	2:55.196P
3	8:30.527 188.8	1:37.169	30.936 191.8	X:00.000	7	X:00.000 187.1	1:36.759	52.415	X:00.000P
4	25.532 250.5	1:28.078	30.353 192.1	2:23.963	8	X:00.000 214.7	1:34.009	45.587	X:00.000P



**51st Macau Grand Prix Formula 3 (FIA Intercontinental Cup)
QUALIFYING 2 - SECTOR ANALYSIS**

(contd.)

32	Daisuke IKEDA			JPN	Dallara Opel-Spiess				
1	X:00.000	188.4	1:43.262	30.549 192.1	X:00.000	9 - 24.885 258.3	1:29.360	58.011	2:52.256P
2	25.193	255.9	1:33.013	31.693 192.5	2:29.899	10 - X:00.000 203.0	1:28.742	29.393 196.3	X:00.000
3	24.955	259.6	2:02.307	30.297 195.6	2:57.559	11 - 24.731 258.3	1:22.838	29.001 197.8	2:16.570
4	24.815	258.9	1:30.521	29.347 196.7	2:24.683	12 - 24.758 256.5	1:21.562	28.910 196.7	2:15.230
5	7:02.187	247.1	1:36.490	30.374 194.9	X:00.000	13 - 24.795 257.7	1:35.597	30.499 196.7	2:30.891
6	24.884	258.3	1:22.598	29.072 197.4	2:16.554	14 - 6:57.873 248.8	1:24.398	29.144 198.1	X:00.000
7	24.858	258.3	1:24.300	29.112 196.7	2:18.270	15 - 24.892 256.5	1:22.411	28.963 197.4	2:16.266
8	24.850	258.3	1:22.608	29.375 196.0	2:16.833				
33	Marchy LEE			HKG	Dallara Honda-Mugen				
1	X:00.000	190.4	1:38.999	30.024 192.5	X:00.000	5 - 25.058 255.9	1:22.116	29.051 195.6	2:16.225
2	7:04.123	234.2	1:34.056	29.755 194.2	X:00.000	6 - 25.093 254.7	1:36.175	57.685	2:58.953P
3	25.064	257.7	1:23.331	29.423 194.5	2:17.818	7 - 2:42.458 191.1	1:32.863	30.006 193.5	4:45.327
4	25.074	254.7	1:22.591	29.076 195.2	2:16.741	8 - 8:05.633 238.9	1:29.801	29.234 194.9	X:00.000



51st Macau Grand Prix Formula 3 (FIA Intercontinental Cup) QUALIFYING 2 - SPEED TRAPS - FINISH LINE

POS	NO	CL	NAME	NAT	CAR	KPH
1	23		Richard ANTINUCCI	USA	Dallara Toyota-Toms	202.2
2	7		Nelson PIQUET	BRA	Dallara Honda-Mugen	201.8
3	6		Nico ROSBERG	GER	Dallara Opel-Spiess	201.1
4	8		Jamie GREEN	GBR	Dallara Mercedes-HWA	200.7
5	21		Lewis HAMILTON	GBR	Dallara Mercedes-HWA	200.3
6	30		Fabio CARBONE	BRA	Dallara Nissan-Tomei	200.3
7	22		Robert KUBICA	POL	Dallara Mercedes-HWA	200.0
8	4		Ronnie QUINTARELLI	ITA	Dallara Toyota-Toms	199.6
9	27		Ho Pin TUNG	NED	Dallara Renault-Sodemo	199.6
10	24		Kazuki NAKAJIMA	JPN	Dallara Toyota-Toms	199.6
11	25		Danny WATTS	GBR	Dallara Renault-Sodemo	199.6
12	18		Alvaro PARENTE	POR	Dallara Honda-Mugen	199.6
13	2		Loic DUVAL	FRA	Dallara Opel-Spiess	199.2
14	12		Robert AUSTIN	GBR	Dallara Opel-Spiess	199.2
15	9		Alexandre PREMAT	FRA	Dallara Mercedes-HWA	199.2
16	16		Matteo CRESSONI	ITA	Dallara Honda-Mugen	199.2
17	5		Naoki YOKOMIZO	JPN	Dallara Toyota-Toms	199.2
18	14		Franck PERERA	FRA	Dallara Opel-Spiess	199.2
19	26		Lucas DI GRASSI	BRA	Dallara Renault-Sodemo	198.8
20	11		Adam CARROLL	GBR	Dallara Opel-Spiess	198.8
21	3		James ROSSITER	GBR	Dallara Opel-Spiess	198.8
22	10		Eric SALIGNON	FRA	Dallara Mercedes-HWA	198.8
23	19		Marko ASMER	EST	Dallara Honda-Mugen	198.8
24	15		Katsuyuki HIRANAKA	JPN	Dallara Opel-Spiess	198.1
25	32		Daisuke IKEDA	JPN	Dallara Opel-Spiess	198.1
26	28		Christian JONES	AUS	Dallara Toyota-Toms	197.8
27	29		Michael HO.	MAC	Dallara Toyota-Toms	197.0
28	1		Giedo van der GARDE	NED	Dallara Opel-Spiess	197.0
29	20		Rodolfo AVILA	MAC	Dallara Honda-Mugen	196.3
30	17		LEI Kit Meng	MAC	Dallara Honda-Mugen	196.0
31	33		Marchy LEE	HKG	Dallara Honda-Mugen	195.6
32	31		Jo MERSZEI	MAC	Dallara Opel-Spiess	192.1

Weather/Track: Sunny/Dry

Circuito Da Guia
Circuit Length = 6.1200 km.
Start: 14:05 End: 15:06



51st Macau Grand Prix Formula 3 (FIA Intercontinental Cup) QUALIFYING 2 - SPEED TRAPS - SECTOR 1

(contd.)

POS	NO	CL	NAME	NAT	CAR	KPH
1	18		Alvaro PARENTE	POR	Dallara Honda-Mugen	267.9
2	21		Lewis HAMILTON	GBR	Dallara Mercedes-HWA	267.3
3	26		Lucas DI GRASSI	BRA	Dallara Renault-Sodemo	266.0
4	23		Richard ANTINUCCI	USA	Dallara Toyota-Toms	265.3
5	25		Danny WATTS	GBR	Dallara Renault-Sodemo	265.3
6	4		Ronnie QUINTARELLI	ITA	Dallara Toyota-Toms	264.7
7	24		Kazuki NAKAJIMA	JPN	Dallara Toyota-Toms	264.7
8	22		Robert KUBICA	POL	Dallara Mercedes-HWA	263.4
9	5		Naoki YOKOMIZO	JPN	Dallara Toyota-Toms	263.4
10	9		Alexandre PREMAT	FRA	Dallara Mercedes-HWA	263.4
11	27		Ho Pin TUNG	NED	Dallara Renault-Sodemo	262.7
12	7		Nelson PIQUET	BRA	Dallara Honda-Mugen	262.7
13	19		Marko ASMER	EST	Dallara Honda-Mugen	262.7
14	2		Loic DUVAL	FRA	Dallara Opel-Spiess	262.7
15	16		Matteo CRESSONI	ITA	Dallara Honda-Mugen	262.1
16	6		Nico ROSBERG	GER	Dallara Opel-Spiess	262.1
17	11		Adam CARROLL	GBR	Dallara Opel-Spiess	262.1
18	14		Franck PERERA	FRA	Dallara Opel-Spiess	261.5
19	10		Eric SALIGNON	FRA	Dallara Mercedes-HWA	260.8
20	3		James ROSSITER	GBR	Dallara Opel-Spiess	260.8
21	15		Katsuyuki HIRANAKA	JPN	Dallara Opel-Spiess	260.2
22	28		Christian JONES	AUS	Dallara Toyota-Toms	260.2
23	1		Giedo van der GARDE	NED	Dallara Opel-Spiess	259.6
24	8		Jamie GREEN	GBR	Dallara Mercedes-HWA	259.6
25	32		Daisuke IKEDA	JPN	Dallara Opel-Spiess	259.6
26	12		Robert AUSTIN	GBR	Dallara Opel-Spiess	258.3
27	30		Fabio CARBONE	BRA	Dallara Nissan-Tomei	258.3
28	20		Rodolfo AVILA	MAC	Dallara Honda-Mugen	258.3
29	29		Michael HO.	MAC	Dallara Toyota-Toms	258.3
30	33		Marchy LEE	HKG	Dallara Honda-Mugen	257.7
31	17		LEI Kit Meng	MAC	Dallara Honda-Mugen	255.3
32	31		Jo MERSZEI	MAC	Dallara Opel-Spiess	250.5

Weather/Track: Sunny/Dry

Circuito Da Guia
Circuit Length = 6.1200 km.
Start: 14:05 End: 15:06



51st Macau Grand Prix Formula 3 (FIA Intercontinental Cup) QUALIFYING 2 - BEST SECTOR TIMES

SECTOR 1			SECTOR 2			SECTOR 3			IDEAL / BEST COMPARISON						
POS	NO	NAME	TIME	NO	NAME	TIME	NO	NAME	TIME	POS	NO	NAME	IDEAL	BEST	DIFF
1	24	NAKAJIMA	24.126	22	KUBICA	1:19.455	8	GREEN	28.021	1	21	HAMILTON	2:11.888	2:12.415	0.527
2	21	HAMILTON	24.129	21	HAMILTON	1:19.676	22	KUBICA	28.078	2	22	KUBICA	2:11.998	2:12.155	0.157
3	18	PARENTE	24.130	6	ROSBERG	1:19.964	21	HAMILTON	28.083	3	23	ANTINUCCI	2:12.486	2:12.512	0.026
4	23	ANTINUCCI	24.229	30	CARBONE	1:20.021	7	PIQUET	28.085	4	6	ROSBERG	2:12.705	2:12.725	0.020
5	4	QUINTARELLI	24.240	23	ANTINUCCI	1:20.109	23	ANTINUCCI	28.148	5	7	PIQUET	2:12.834	2:12.834	0.000
6	5	YOKOMIZO	24.245	8	GREEN	1:20.263	26	GRASSI	28.157	6	8	GREEN	2:12.871	2:13.051	0.180
7	26	GRASSI	24.265	9	PREMAT	1:20.272	30	CARBONE	28.158	7	30	CARBONE	2:12.896	2:13.093	0.197
8	7	PIQUET	24.356	7	PIQUET	1:20.393	9	PREMAT	28.231	8	9	PREMAT	2:13.108	2:13.132	0.024
9	19	ASMER	24.383	2	DUVAL	1:20.683	24	NAKAJIMA	28.242	9	24	NAKAJIMA	2:13.146	2:13.160	0.014
10	25	WATTS	24.393	24	NAKAJIMA	1:20.778	6	ROSBERG	28.310	10	26	GRASSI	2:13.508	2:13.817	0.309
11	11	CARROLL	24.403	25	WATTS	1:20.965	10	SALIGNON	28.384	11	25	WATTS	2:13.788	2:14.285	0.497
12	6	ROSBERG	24.431	26	GRASSI	1:21.086	11	CARROLL	28.414	12	2	DUVAL	2:13.827	2:14.283	0.456
13	22	KUBICA	24.465	18	PARENTE	1:21.153	25	WATTS	28.430	13	18	PARENTE	2:13.851	2:14.350	0.499
14	16	CRESSONI	24.518	5	YOKOMIZO	1:21.167	3	ROSSITER	28.440	14	5	YOKOMIZO	2:14.011	2:14.435	0.424
15	15	HIRANAKA	24.580	3	ROSSITER	1:21.173	12	AUSTIN	28.526	15	11	CARROLL	2:14.165	2:14.835	0.670
16	8	GREEN	24.587	11	CARROLL	1:21.348	2	DUVAL	28.532	16	3	ROSSITER	2:14.421	2:14.543	0.122
17	27	TUNG	24.596	14	PERERA	1:21.351	18	PARENTE	28.568	17	10	SALIGNON	2:14.541	2:14.597	0.056
18	9	PREMAT	24.605	12	AUSTIN	1:21.495	19	ASMER	28.593	18	12	AUSTIN	2:14.802	2:15.167	0.365
19	2	DUVAL	24.612	10	SALIGNON	1:21.532	5	YOKOMIZO	28.599	19	14	PERERA	2:14.900	2:14.900	0.000
20	10	SALIGNON	24.625	32	IKEDA	1:21.562	4	QUINTARELLI	28.608	20	4	QUINTARELLI	2:14.945	2:15.377	0.432
21	30	CARBONE	24.717	15	HIRANAKA	1:21.742	14	PERERA	28.655	21	15	HIRANAKA	2:15.010	2:15.010	0.000
22	28	JONES	24.722	16	CRESSONI	1:21.934	28	JONES	28.682	22	32	IKEDA	2:15.203	2:15.230	0.027
23	32	IKEDA	24.731	4	QUINTARELLI	1:22.097	15	HIRANAKA	28.688	23	16	CRESSONI	2:15.212	2:15.291	0.079
24	1	GARDE	24.748	33	LEE	1:22.116	27	TUNG	28.744	24	19	ASMER	2:15.824	2:15.824	0.000
25	12	AUSTIN	24.781	1	GARDE	1:22.726	16	CRESSONI	28.760	25	33	LEE	2:16.225	2:16.225	0.000
26	3	ROSSITER	24.808	19	ASMER	1:22.848	32	IKEDA	28.910	26	1	GARDE	2:16.390	2:16.712	0.322
27	29	HO_	24.864	27	TUNG	1:23.222	1	GARDE	28.916	27	27	TUNG	2:16.562	2:16.744	0.182
28	14	PERERA	24.894	28	JONES	1:23.359	33	LEE	29.051	28	28	JONES	2:16.763	2:16.871	0.108
29	33	LEE	25.058	29	HO_	1:24.988	29	HO_	29.234	29	29	HO_	2:19.086	2:19.482	0.396
30	20	AVILA	25.088	20	AVILA	1:25.428	20	AVILA	29.558	30	20	AVILA	2:20.074	2:20.074	0.000
31	17	LEI	25.103	17	LEI	1:27.545	17	LEI	29.988	31	17	LEI	2:22.636	2:22.636	0.000
32	31	MERSZEI	25.532	31	MERSZEI	1:28.078	31	MERSZEI	30.353	32	31	MERSZEI	2:23.963	2:23.963	0.000
												Perfect Lap	2:11.602		

Weather/Track: Sunny/Dry

Guia - Macau
Circuit Length = 6.21 km
Start: 14:05 End: 14:06



51st Macau Grand Prix Formula 3 (FIA Intercontinental Cup) WARM UP - CLASSIFICATION

POS	NO	CL	NAME	NAT	CAR	TIME	LAPS	GAP	KPH
1	21		Lewis HAMILTON	GBR	Dallara Mercedes-HWA	2:12.904	4		165.77
2	30		Fabio CARBONE	BRA	Dallara Nissan-Tomei	2:13.871	5	0.967	164.57
3	22		Robert KUBICA	POL	Dallara Mercedes-HWA	2:14.689	4	1.785	163.57
4	6		Nico ROSBERG	GER	Dallara Opel-Spiess	2:15.119	3	2.215	163.05
5	2		Loic DUVAL	FRA	Dallara Opel-Spiess	2:15.149	4	2.245	163.02
6	25		Danny WATTS	GBR	Dallara Renault-Sodemo	2:15.330	5	2.426	162.80
7	26		Lucas DI GRASSI	BRA	Dallara Renault-Sodemo	2:15.341	5	2.437	162.78
8	23		Richard ANTINUCCI	USA	Dallara Toyota-Toms	2:15.440	4	2.536	162.67
9	7		Nelson PIQUET	BRA	Dallara Honda-Mugen	2:15.686	4	2.782	162.37
10	24		Kazuki NAKAJIMA	JPN	Dallara Toyota-Toms	2:15.706	4	2.802	162.35
11	10		Eric SALIGNON	FRA	Dallara Mercedes-HWA	2:15.830	4	2.926	162.20
12	8		Jamie GREEN	GBR	Dallara Mercedes-HWA	2:15.984	4	3.080	162.01
13	3		James ROSSITER	GBR	Dallara Opel-Spiess	2:16.042	4	3.138	161.95
14	15		Katsuyuki HIRANAKA	JPN	Dallara Opel-Spiess	2:16.446	4	3.542	161.47
15	18		Alvaro PARENTE	POR	Dallara Honda-Mugen	2:16.590	4	3.686	161.30
16	16		Matteo CRESSONI	ITA	Dallara Honda-Mugen	2:16.688	4	3.784	161.18
17	12		Robert AUSTIN	GBR	Dallara Opel-Spiess	2:16.726	4	3.822	161.14
18	11		Adam CARROLL	GBR	Dallara Opel-Spiess	2:16.734	4	3.830	161.13
19	4		Ronnie QUINTARELLI	ITA	Dallara Toyota-Toms	2:16.874	4	3.970	160.96
20	1		Giedo van der GARDE	NED	Dallara Opel-Spiess	2:17.014	4	4.110	160.80
21	14		Franck PERERA	FRA	Dallara Opel-Spiess	2:17.765	4	4.861	159.92
22	27		Ho Pin TUNG	NED	Dallara Renault-Sodemo	2:18.221	4	5.317	159.39
23	9		Alexandre PREMAT	FRA	Dallara Mercedes-HWA	2:18.351	4	5.447	159.24
24	32		Daisuke IKEDA	JPN	Dallara Opel-Spiess	2:18.951	4	6.047	158.55
25	33		Marchy LEE	HKG	Dallara Honda-Mugen	2:19.464	4	6.560	157.97
26	5		Naoki YOKOMIZO	JPN	Dallara Toyota-Toms	2:20.322	4	7.418	157.01
27	28		Christian JONES	AUS	Dallara Toyota-Toms	2:21.145	3	8.241	156.09
28	19		Marko ASMER	EST	Dallara Honda-Mugen	2:21.219	4	8.315	156.01
29	20		Rodolfo AVILA	MAC	Dallara Honda-Mugen	2:21.285	4	8.381	155.94
30	29		Michael HO.	MAC	Dallara Toyota-Toms	2:22.828	3	9.924	154.25
31	17		LEI Kit Meng	MAC	Dallara Honda-Mugen	2:32.356	4	19.452	144.60
32	31		Jo MERSZEI	MAC	Dallara Opel-Spiess	13:48.921	2	11:36.017	26.57

Weather/Track: Sunny/Dry

Circuito Da Guia
Circuit Length = 6.1200 km.
Start: 09:00 End: 09:10

Race Director:	Stewards:	Timekeeper:
----------------	-----------	-------------



51st Macau Grand Prix Formula 3 (FIA Intercontinental Cup) WARMUP- BEST SECTOR TIMES

SECTOR 1				SECTOR 2				SECTOR 3				IDEAL / BEST COMPARISON			
POS	NO	NAME	TIME	NO	NAME	TIME	NO	NAME	TIME	POS	NO	NAME	IDEAL	BEST	DIFF
1	23	ANTINUCCI	24.242	21	HAMILTON	1:20.099	21	HAMILTON	28.295	1	21	HAMILTON	2:12.843	2:12.904	0.061
2	9	PREMAT	24.258	30	CARBONE	1:20.878	30	CARBONE	28.370	2	30	CARBONE	2:13.836	2:13.871	0.035
3	24	NAKAJIMA	24.394	22	KUBICA	1:21.429	26	GRASSI	28.451	3	22	KUBICA	2:14.689	2:14.689	0.000
4	21	HAMILTON	24.449	2	DUVAL	1:21.636	25	WATTS	28.487	4	2	DUVAL	2:14.807	2:15.149	0.342
5	8	GREEN	24.473	6	ROSBERG	1:21.934	22	KUBICA	28.488	5	6	ROSBERG	2:15.119	2:15.119	0.000
6	2	DUVAL	24.475	25	WATTS	1:22.110	6	ROSBERG	28.506	6	25	WATTS	2:15.288	2:15.330	0.042
7	1	GARDE	24.539	26	GRASSI	1:22.350	9	PREMAT	28.506	7	26	GRASSI	2:15.341	2:15.341	0.000
8	26	GRASSI	24.540	7	PIQUET	1:22.412	10	SALIGNON	28.511	8	23	ANTINUCCI	2:15.440	2:15.440	0.000
9	30	CARBONE	24.588	23	ANTINUCCI	1:22.593	7	PIQUET	28.570	9	7	PIQUET	2:15.686	2:15.686	0.000
10	11	CARROLL	24.591	24	NAKAJIMA	1:22.628	23	ANTINUCCI	28.605	10	24	NAKAJIMA	2:15.706	2:15.706	0.000
11	18	PARENTE	24.599	10	SALIGNON	1:22.659	8	GREEN	28.683	11	10	SALIGNON	2:15.830	2:15.830	0.000
12	3	ROSSITER	24.603	3	ROSSITER	1:22.667	24	NAKAJIMA	28.684	12	8	GREEN	2:15.984	2:15.984	0.000
13	4	QUINTARELLI	24.618	15	HIRANAKA	1:22.825	2	DUVAL	28.696	13	3	ROSSITER	2:16.042	2:16.042	0.000
14	5	YOKOMIZO	24.632	8	GREEN	1:22.828	11	CARROLL	28.720	14	11	CARROLL	2:16.382	2:16.734	0.352
15	10	SALIGNON	24.660	12	AUSTIN	1:23.003	3	ROSSITER	28.772	15	15	HIRANAKA	2:16.446	2:16.446	0.000
16	6	ROSBERG	24.679	11	CARROLL	1:23.071	1	GARDE	28.817	16	18	PARENTE	2:16.568	2:16.590	0.022
17	32	IKEDA	24.681	16	CRESSONI	1:23.126	15	HIRANAKA	28.824	17	16	CRESSONI	2:16.688	2:16.688	0.000
18	16	CRESSONI	24.689	18	PARENTE	1:23.139	18	PARENTE	28.830	18	12	AUSTIN	2:16.690	2:16.726	0.036
19	25	WATTS	24.691	4	QUINTARELLI	1:23.184	16	CRESSONI	28.873	19	4	QUINTARELLI	2:16.711	2:16.874	0.163
20	7	PIQUET	24.704	1	GARDE	1:23.538	4	QUINTARELLI	28.909	20	1	GARDE	2:16.894	2:17.014	0.120
21	14	PERERA	24.732	14	PERERA	1:23.764	12	AUSTIN	28.912	21	14	PERERA	2:17.546	2:17.765	0.219
22	19	ASMER	24.748	27	TUNG	1:23.842	14	PERERA	29.050	22	27	TUNG	2:17.704	2:18.221	0.517
23	27	TUNG	24.760	33	LEE	1:24.002	5	YOKOMIZO	29.093	23	5	YOKOMIZO	2:17.734	2:20.322	2.588
24	22	KUBICA	24.772	5	YOKOMIZO	1:24.009	19	ASMER	29.100	24	33	LEE	2:17.999	2:19.464	1.465
25	12	AUSTIN	24.775	32	IKEDA	1:24.799	27	TUNG	29.102	25	9	PREMAT	2:18.351	2:18.351	0.000
26	15	HIRANAKA	24.797	9	PREMAT	1:25.587	33	LEE	29.135	26	32	IKEDA	2:18.852	2:18.951	0.099
27	33	LEE	24.862	19	ASMER	1:26.184	28	JONES	29.283	27	19	ASMER	2:20.032	2:21.219	1.187
28	29	HO_	25.084	20	AVILA	1:26.593	32	IKEDA	29.372	28	28	JONES	2:21.145	2:21.145	0.000
29	28	JONES	25.111	28	JONES	1:26.751	20	AVILA	29.493	29	20	AVILA	2:21.285	2:21.285	0.000
30	20	AVILA	25.199	29	HO_	1:28.097	29	HO_	29.647	30	29	HO_	2:22.828	2:22.828	0.000
31	17	LEI	25.508	17	LEI	1:33.902	17	LEI	32.946	31	17	LEI	2:32.356	2:32.356	0.000
32	31	MERSZEI	28.447	31	MERSZEI	1:45.274	31	MERSZEI	35.497	32	31	MERSZEI	2:49.218	3:06.825	17.607
													Perfect Lap	2:12.636	

Weather/Track: Sunny/Dry

Guia - Macau
Circuit Length = 6.21 km
Start: 09:00 End: 09:10

**51st Macau Grand Prix Formula 3 (FIA Intercontinental Cup)
WARM UP - SECTOR ANALYSIS**

1	Giedo van der GARDE		NED		Dallara Opel-Spiess			
1	X:00.000 177.9	1:39.052	34.068 191.1	X:00.000	3 - 24.659 260.8	1:23.538	28.817 197.4	2:17.014
2	24.872 258.9	1:25.014	29.051 197.4	2:18.937	4 - 24.539 262.1	1:23.540	29.308 198.1	2:17.387
2	Loic DUVAL		FRA		Dallara Opel-Spiess			
1	X:00.000 241.6	1:35.214	34.470 193.2	X:00.000	3 - 24.475 263.4	1:28.157	28.976 197.0	2:21.608
2	25.022 257.7	1:24.359	28.931 196.7	2:18.312	4 - 24.817 258.3	1:21.636	28.696 198.1	2:15.149
3	James ROSSITER		GBR		Dallara Opel-Spiess			
1	X:00.000 180.9	1:36.807	30.606 191.4	X:00.000	3 - 24.754 258.3	1:22.682	28.780 196.3	2:16.216
2	24.965 257.1	1:25.926	29.000 194.9	2:19.891	4 - 24.603 260.2	1:22.667	28.772 198.8	2:16.042
4	Ronnie QUINTARELLI		ITA		Dallara Toyota-Toms			
1	X:00.000 169.5	1:39.071	34.642 191.8	X:00.000	3 - 24.781 256.5	1:23.184	28.909 197.0	2:16.874
2	25.025 254.7	1:24.829	29.252 194.9	2:19.106	4 - 24.618 259.6	1:23.267	29.721 197.4	2:17.606
5	Naoki YOKOMIZO		JPN		Dallara Toyota-Toms			
1	X:00.000 229.2	1:35.540	31.234 189.4	X:00.000	3 - 24.787 258.3	1:24.009	31.526 194.2	2:20.322
2	25.305 252.3	1:26.032	29.447 193.5	2:20.784	4 - 24.632 259.6	1:26.803	29.093 197.4	2:20.528
6	Nico ROSBERG		GER		Dallara Opel-Spiess			
1	X:00.000 203.3	1:40.990	1:02.075	X:00.000P	3 - 24.679 259.6	1:21.934	28.506 197.8	2:15.119
2	1:00.169 247.1	1:29.159	33.796 195.2	3:03.124				
7	Nelson PIQUET		BRA		Dallara Honda-Mugen			
1	X:00.000 229.2	1:33.575	30.088 191.8	X:00.000	3 - 24.898 257.1	1:23.362	29.082 196.0	2:17.342
2	25.051 255.3	1:32.927	30.426 192.1	2:28.404	4 - 24.704 258.3	1:22.412	28.570 197.8	2:15.686
8	Jamie GREEN		GBR		Dallara Mercedes-HWA			
1	X:00.000 196.3	1:41.410	32.004 183.3	X:00.000	3 - 24.544 262.7	1:24.538	29.279 194.2	2:18.361
2	25.156 259.6	1:25.451	29.005 193.2	2:19.612	4 - 24.473 263.4	1:22.828	28.683 198.1	2:15.984
9	Alexandre PREMAT		FRA		Dallara Mercedes-HWA			
1	X:00.000 225.9	1:33.411	29.519 194.2	X:00.000	3 - 24.542 262.7	1:41.241	28.858 196.3	2:34.641
2	24.678 260.8	1:33.796	29.342 196.0	2:27.816	4 - 24.258 261.5	1:25.587	28.506 198.1	2:18.351
10	Eric SALIGNON		FRA		Dallara Mercedes-HWA			
1	X:00.000 233.7	1:30.301	32.794 192.8	X:00.000	3 - 24.820 258.3	1:24.122	28.935 192.5	2:17.877
2	24.883 258.9	1:31.947	30.803 193.5	2:27.633	4 - 24.660 260.8	1:22.659	28.511 198.8	2:15.830
11	Adam CARROLL		GBR		Dallara Opel-Spiess			
1	X:00.000 238.9	1:36.913	30.885 191.8	X:00.000	3 - 24.591 263.4	1:27.351	28.720 197.4	2:20.662
2	25.083 258.3	1:28.426	29.055 197.4	2:22.564	4 - 24.658 260.2	1:23.071	29.005 197.0	2:16.734

**51st Macau Grand Prix Formula 3 (FIA Intercontinental Cup)
WARM UP - SECTOR ANALYSIS**

(contd.)

12	Robert AUSTIN			GBR	Dallara Opel-Spiess			
1	X:00.000 197.0	1:34.729	30.484 192.1	X:00.000	3 - 24.842 256.5	1:23.542	28.912 196.7	2:17.296
2	24.998 255.9	1:26.387	29.981 196.3	2:21.366	4 - 24.775 258.3	1:23.003	28.948 197.8	2:16.726
14	Franck PERERA			FRA	Dallara Opel-Spiess			
1	X:00.000 188.1	1:37.876	31.305 191.1	X:00.000	3 - 24.951 256.5	1:23.764	29.050 195.6	2:17.765
2	25.485 250.5	1:28.462	29.443 194.5	2:23.390	4 - 24.732 260.8	1:26.425	32.997 193.8	2:24.154
15	Katsuyuki HIRANAKA			JPN	Dallara Opel-Spiess			
1	X:00.000 232.7	1:37.309	30.589 191.4	X:00.000	3 - 24.971 255.3	1:23.689	29.151 194.9	2:17.811
2	25.109 254.7	1:25.730	29.561 193.2	2:20.400	4 - 24.797 258.3	1:22.825	28.824 196.7	2:16.446
16	Matteo CRESSONI			ITA	Dallara Honda-Mugen			
1	X:00.000 215.1	1:33.921	31.922 192.8	X:00.000	3 - 24.948 257.1	1:24.276	29.252 195.6	2:18.476
2	25.117 254.7	1:25.357	29.500 194.2	2:19.974	4 - 24.689 260.2	1:23.126	28.873 197.4	2:16.688
17	LEI Kit Meng			MAC	Dallara Honda-Mugen			
1	X:00.000 196.0	1:45.040	34.423 182.7	X:00.000	3 - 25.508 253.5	1:33.902	32.946 185.8	2:32.356
2	28.469 235.8	1:43.425	34.921 184.6	2:46.815	4 - 25.834 254.1	1:38.242	33.489 175.8	2:37.565
18	Alvaro PARENTE			POR	Dallara Honda-Mugen			
1	X:00.000 218.6	1:31.626	53.950	X:00.000P	3 - 24.599 260.8	1:24.334	29.212 194.5	2:18.145
2	1:04.152 252.9	1:31.723	29.843 194.5	3:05.718	4 - 24.621 260.8	1:23.139	28.830 196.3	2:16.590
19	Marko ASMER			EST	Dallara Honda-Mugen			
1	X:00.000 235.2	1:36.387	53.700	X:00.000P	3 - 25.935 248.2	1:26.184	29.100 195.6	2:21.219
2	1:03.410 250.5	1:29.515	29.555 193.8	3:02.480	4 - 24.748 257.1	1:27.715	29.114 194.2	2:21.577
20	Rodolfo AVILA			MAC	Dallara Honda-Mugen			
1	X:00.000 199.2	1:38.790	30.950 191.1	X:00.000	3 - 25.220 252.3	1:27.700	29.684 193.8	2:22.604
2	25.516 250.5	1:37.556	32.620 193.2	2:35.692	4 - 25.199 252.9	1:26.593	29.493 195.2	2:21.285
21	Lewis HAMILTON			GBR	Dallara Mercedes-HWA			
1	X:00.000 216.4	1:30.820	46.615	X:00.000P	3 - 24.449 264.7	1:20.717	28.379 197.4	2:13.545
2	1:00.250 254.7	1:27.729	31.826 197.0	2:59.805	4 - 24.510 260.8	1:20.099	28.295 200.7	2:12.904
22	Robert KUBICA			POL	Dallara Mercedes-HWA			
1	X:00.000 236.8	1:31.138	51.494	X:00.000P	3 - 48.128 255.3	1:23.699	35.002 196.0	2:46.829
2	59.913 254.7	1:35.195	45.533	3:20.641P	4 - 24.772 258.3	1:21.429	28.488 196.7	2:14.689
23	Richard ANTINUCCI			USA	Dallara Toyota-Toms			
1	X:00.000 236.8	1:36.672	31.760 194.9	X:00.000	3 - 24.373 260.2	1:22.949	28.740 197.4	2:16.062
2	24.623 262.7	1:26.131	29.243 196.7	2:19.997	4 - 24.242 264.7	1:22.593	28.605 199.2	2:15.440

**51st Macau Grand Prix Formula 3 (FIA Intercontinental Cup)
WARM UP - SECTOR ANALYSIS**


(contd.)

24	Kazuki NAKAJIMA			JPN	Dallara Toyota-Toms			
	1 - X:00.000 235.2	1:36.591	46.486	X:00.000P	3 - 24.566 262.1	1:23.507	28.952 196.0	2:17.025
	2 - 52.398 252.9	1:25.355	29.144 194.5	2:46.897	4 - 24.394 264.0	1:22.628	28.684 196.0	2:15.706
25	Danny WATTS			GBR	Dallara Renault-Sodemmo			
	1 - X:00.000 198.1	1:35.205	30.321 191.8	X:00.000	4 - 24.727 258.9	1:22.755	28.487 197.4	2:15.969
	2 - 25.054 257.1	1:25.492	29.316 193.5	2:19.862	5 - 24.691 258.9	1:22.110	28.529 198.8	2:15.330
	3 - 24.881 257.1	1:24.645	28.920 197.4	2:18.446				
26	Lucas DI GRASSI			BRA	Dallara Renault-Sodemmo			
	1 - X:00.000 180.9	1:39.155	30.642 190.8	X:00.000	4 - 24.678 260.2	1:23.288	28.923 196.3	2:16.889
	2 - 24.785 260.8	1:26.733	29.168 195.2	2:20.686	5 - 24.540 260.8	1:22.350	28.451 196.7	2:15.341
	3 - 24.600 261.5	1:26.515	28.992 191.1	2:20.107				
27	Ho Pin TUNG			NED	Dallara Renault-Sodemmo			
	1 - X:00.000 174.4	1:36.992	53.928	X:00.000P	3 - 24.873 256.5	1:25.300	29.102 193.5	2:19.275
	2 - 57.822 250.5	1:29.628	29.403 194.5	2:56.853	4 - 24.760 257.1	1:23.842	29.619 194.9	2:18.221
28	Christian JONES			AUS	Dallara Toyota-Toms			
	1 - X:00.000 208.8	1:41.273	51.134	X:00.000P	3 - 25.111 255.9	1:26.751	29.283 195.6	2:21.145
	2 - 1:00.191 240.5	1:31.447	30.018 193.2	3:01.656				
29	Michael HO.			MAC	Dallara Toyota-Toms			
	1 - X:00.000 192.5	1:41.683	47.325	X:00.000P	3 - 25.084 255.3	1:28.097	29.647 196.3	2:22.828
	2 - 55.821 235.2	1:35.024	30.351 193.8	3:01.196				
30	Fabio CARBONE			BRA	Dallara Nissan-Tomei			
	1 - X:00.000 165.8	1:35.159	31.975 193.5	X:00.000	4 - 24.786 257.1	1:21.427	28.370 198.8	2:14.583
	2 - 25.187 252.9	1:24.134	28.845 196.7	2:18.166	5 - 24.588 259.6	1:20.878	28.405 200.3	2:13.871
	3 - 24.830 258.3	1:22.862	28.749 196.7	2:16.441				
31	Jo MERSZEI			MAC	Dallara Opel-Spiess			
	1 - X:00.000 192.5	1:45.274	35.497 183.6	X:00.000	2 - 28.447 232.2	1:47.635	50.743	3:06.825P
32	Daisuke IKEDA			JPN	Dallara Opel-Spiess			
	1 - X:00.000 199.6	1:36.385	51.460	X:00.000P	3 - 24.816 259.6	1:25.186	29.372 197.0	2:19.374
	2 - 1:04.260 195.2	1:29.790	31.178 191.1	3:05.228	4 - 24.681 258.3	1:24.799	29.471 196.3	2:18.951
33	Marchy LEE			HKG	Dallara Honda-Mugen			
	1 - X:00.000 179.7	1:39.194	53.908	X:00.000P	3 - 25.110 254.1	1:25.219	29.135 196.0	2:19.464
	2 - 58.394 224.5	1:30.642	29.721 193.8	2:58.757	4 - 24.862 257.1	1:24.002	48.940	2:37.804P



51st Macau Grand Prix Formula 3 (FIA Intercontinental Cup) WARM UP - SPEED TRAPS - FINISH LINE

POS	NO	CL	NAME	NAT	CAR	KPH
1	21		Lewis HAMILTON	GBR	Dallara Mercedes-HWA	200.7
2	30		Fabio CARBONE	BRA	Dallara Nissan-Tomei	200.3
3	23		Richard ANTINUCCI	USA	Dallara Toyota-Toms	199.2
4	25		Danny WATTS	GBR	Dallara Renault-Sodemo	198.8
5	3		James ROSSITER	GBR	Dallara Opel-Spiess	198.8
6	10		Eric SALIGNON	FRA	Dallara Mercedes-HWA	198.8
7	2		Loic DUVAL	FRA	Dallara Opel-Spiess	198.1
8	1		Giedo van der GARDE	NED	Dallara Opel-Spiess	198.1
9	9		Alexandre PREMAT	FRA	Dallara Mercedes-HWA	198.1
10	8		Jamie GREEN	GBR	Dallara Mercedes-HWA	198.1
11	7		Nelson PIQUET	BRA	Dallara Honda-Mugen	197.8
12	12		Robert AUSTIN	GBR	Dallara Opel-Spiess	197.8
13	6		Nico ROSBERG	GER	Dallara Opel-Spiess	197.8
14	4		Ronnie QUINTARELLI	ITA	Dallara Toyota-Toms	197.4
15	5		Naoki YOKOMIZO	JPN	Dallara Toyota-Toms	197.4
16	16		Matteo CRESSONI	ITA	Dallara Honda-Mugen	197.4
17	11		Adam CARROLL	GBR	Dallara Opel-Spiess	197.4
18	32		Daisuke IKEDA	JPN	Dallara Opel-Spiess	197.0
19	26		Lucas DI GRASSI	BRA	Dallara Renault-Sodemo	196.7
20	22		Robert KUBICA	POL	Dallara Mercedes-HWA	196.7
21	15		Katsuyuki HIRANAKA	JPN	Dallara Opel-Spiess	196.7
22	18		Alvaro PARENTE	POR	Dallara Honda-Mugen	196.3
23	29		Michael HO.	MAC	Dallara Toyota-Toms	196.3
24	24		Kazuki NAKAJIMA	JPN	Dallara Toyota-Toms	196.0
25	33		Marchy LEE	HKG	Dallara Honda-Mugen	196.0
26	28		Christian JONES	AUS	Dallara Toyota-Toms	195.6
27	19		Marko ASMER	EST	Dallara Honda-Mugen	195.6
28	14		Franck PERERA	FRA	Dallara Opel-Spiess	195.6
29	20		Rodolfo AVILA	MAC	Dallara Honda-Mugen	195.2
30	27		Ho Pin TUNG	NED	Dallara Renault-Sodemo	194.9
31	17		LEI Kit Meng	MAC	Dallara Honda-Mugen	185.8
32	31		Jo MERSZEI	MAC	Dallara Opel-Spiess	183.6



51st Macau Grand Prix Formula 3 (FIA Intercontinental Cup) WARM UP - SPEED TRAPS - SECTOR 1

(contd.)


POS	NO	CL	NAME	NAT	CAR	KPH
1	8		Jamie GREEN	GBR	Dallara Mercedes-HWA	268.6
2	23		Richard ANTINUCCI	USA	Dallara Toyota-Toms	264.7
3	21		Lewis HAMILTON	GBR	Dallara Mercedes-HWA	264.7
4	24		Kazuki NAKAJIMA	JPN	Dallara Toyota-Toms	264.0
5	2		Loic DUVAL	FRA	Dallara Opel-Spiess	263.4
6	11		Adam CARROLL	GBR	Dallara Opel-Spiess	263.4
7	30		Fabio CARBONE	BRA	Dallara Nissan-Tomei	262.7
8	9		Alexandre PREMAT	FRA	Dallara Mercedes-HWA	262.7
9	1		Giedo van der GARDE	NED	Dallara Opel-Spiess	262.1
10	10		Eric SALIGNON	FRA	Dallara Mercedes-HWA	261.5
11	26		Lucas DI GRASSI	BRA	Dallara Renault-Sodemo	261.5
12	14		Franck PERERA	FRA	Dallara Opel-Spiess	260.8
13	18		Alvaro PARENTE	POR	Dallara Honda-Mugen	260.8
14	3		James ROSSITER	GBR	Dallara Opel-Spiess	260.2
15	16		Matteo CRESSONI	ITA	Dallara Honda-Mugen	260.2
16	7		Nelson PIQUET	BRA	Dallara Honda-Mugen	259.6
17	4		Ronnie QUINTARELLI	ITA	Dallara Toyota-Toms	259.6
18	5		Naoki YOKOMIZO	JPN	Dallara Toyota-Toms	259.6
19	6		Nico ROSBERG	GER	Dallara Opel-Spiess	259.6
20	32		Daisuke IKEDA	JPN	Dallara Opel-Spiess	259.6
21	25		Danny WATTS	GBR	Dallara Renault-Sodemo	258.9
22	22		Robert KUBICA	POL	Dallara Mercedes-HWA	258.3
23	12		Robert AUSTIN	GBR	Dallara Opel-Spiess	258.3
24	15		Katsuyuki HIRANAKA	JPN	Dallara Opel-Spiess	258.3
25	19		Marko ASMER	EST	Dallara Honda-Mugen	257.1
26	27		Ho Pin TUNG	NED	Dallara Renault-Sodemo	257.1
27	33		Marchy LEE	HKG	Dallara Honda-Mugen	257.1
28	28		Christian JONES	AUS	Dallara Toyota-Toms	255.9
29	29		Michael HO.	MAC	Dallara Toyota-Toms	255.3
30	17		LEI Kit Meng	MAC	Dallara Honda-Mugen	254.1
31	20		Rodolfo AVILA	MAC	Dallara Honda-Mugen	252.9
32	31		Jo MERSZEI	MAC	Dallara Opel-Spiess	232.2



**51st Macau Grand Prix Formula 3 (FIA Intercontinental Cup)
GRID FOR QUALIFICATION RACE**

ROW 16	2:21.298 17 LEI	2:23.963 31 MERSZEI
ROW 15	2:17.814 29 HO.	2:20.074 20 AVILA
ROW 14	2:16.744 27 TUNG	2:16.871 28 JONES
ROW 13	2:16.225 33 LEE	2:16.712 1 GARDE
ROW 12	2:15.291 16 CRESSONI	2:15.824 19 ASMER
ROW 11	2:15.167 12 AUSTIN	2:15.230 32 IKEDA
ROW 10	2:14.597 10 SALIGNON	2:15.010 15 HIRANAKA
ROW 9	2:14.543 3 ROSSITER	2:14.597 11 CARROLL
ROW 8	2:14.400 4 QUINTARELLI	2:14.435 5 YOKOMIZO
ROW 7	2:14.336 14 PERERA	2:14.350 18 PARENTE
ROW 6	2:14.161 25 WATTS	2:14.283 2 DUVAL
ROW 5	2:13.160 24 NAKAJIMA	2:13.817 26 DI GRASSI
ROW 4	2:13.093 30 CARBONE	2:13.132 9 PREMAT
ROW 3	2:12.834 7 PIQUET	2:13.051 8 GREEN
ROW 2	2:12.512 23 ANTINUCCI	2:12.725 6 ROSBERG
ROW 1	2:12.155 22 KUBICA	2:12.344 21 HAMILTON

POLE



Circuito Da Guia
Circuit Length = 6.1200 km.

Weather/Track: Sunny/Dry

Race Director:	Stewards:	Timekeeper:
----------------	-----------	-------------



51st Macau Grand Prix Formula 3 (FIA Intercontinental Cup) QUALIFICATION RACE - RACE CLASSIFICATION

POS	NO	CL	NAME	NAT	CAR	TIME	LAPS	GAP	KPH	BEST
1	21		Lewis HAMILTON	GBR	Dallara Mercedes-HWA	33:16.057	10		110.37	2:12.801
2	6		Nico ROSBERG	GER	Dallara Opel-Spiess	33:18.341	10	2.284	110.25	2:13.146
3	9		Alexandre PREMAT	FRA	Dallara Mercedes-HWA	33:20.039	10	3.982	110.15	2:13.270
4	22		Robert KUBICA	POL	Dallara Mercedes-HWA	33:21.041	10	4.984	110.10	2:13.317
5	8		Jamie GREEN	GBR	Dallara Mercedes-HWA	33:21.511	10	5.454	110.07	2:13.308
6	30		Fabio CARBONE	BRA	Dallara Nissan-Tomei	33:23.608	10	7.551	109.96	2:13.403
7	2		Loic DUVAL	FRA	Dallara Opel-Spiess	33:33.346	10	17.289	109.43	2:14.806
8	26		Lucas DI GRASSI	BRA	Dallara Renault-Sodemo	33:34.945	10	18.888	109.34	2:14.627
9	3		James ROSSITER	GBR	Dallara Opel-Spiess	33:35.496	10	19.439	109.31	2:14.828
10	25		Danny WATTS	GBR	Dallara Renault-Sodemo	33:36.570	10	20.513	109.25	2:14.675
11	11		Adam CARROLL	GBR	Dallara Opel-Spiess	33:37.742	10	21.685	109.19	2:15.238
12	14		Franck PERERA	FRA	Dallara Opel-Spiess	33:39.818	10	23.761	109.07	2:15.350
13	15		Katsuyuki HIRANAKA	JPN	Dallara Opel-Spiess	33:40.809	10	24.752	109.02	2:15.230
14	12		Robert AUSTIN	GBR	Dallara Opel-Spiess	33:41.392	10	25.335	108.99	2:15.032
15	5		Naoki YOKOMIZO	JPN	Dallara Toyota-Toms	33:42.551	10	26.494	108.93	2:14.573
16	4		Ronnie QUINTARELLI	ITA	Dallara Toyota-Toms	33:43.745	10	27.688	108.86	2:15.948
17	18		Alvaro PARENTE	POR	Dallara Honda-Mugen	33:44.069	10	28.012	108.85	2:13.921
18	32		Daisuke IKEDA	JPN	Dallara Opel-Spiess	33:47.870	10	31.813	108.64	2:16.509
19	19		Marko ASMER	EST	Dallara Honda-Mugen	33:48.047	10	31.990	108.63	2:16.210
20	16		Matteo CRESSONI	ITA	Dallara Honda-Mugen	33:48.948	10	32.891	108.58	2:15.555
21	1		Giedo van der GARDE	NED	Dallara Opel-Spiess	33:50.715	10	34.658	108.49	2:15.451
22	28		Christian JONES	AUS	Dallara Toyota-Toms	34:11.831	10	55.774	107.37	2:18.376
23	29		Michael HO.	MAC	Dallara Toyota-Toms	34:14.946	10	58.889	107.21	2:19.204
24	17		LEI Kit Meng	MAC	Dallara Honda-Mugen	34:59.737	10	1:43.680	104.92	2:27.440
25	31		Jo MERSZEI	MAC	Dallara Opel-Spiess	35:17.441	10	2:01.384	104.05	2:26.489

NOT CLASSIFIED

23	Richard ANTINUCCI	USA	Dallara Toyota-Toms	29:07.666	8	D.N.F.	100.85	2:15.173
7	Nelson PIQUET	BRA	Dallara Honda-Mugen	4:22.500	1	D.N.F.	83.93	
10	Eric SALIGNON	FRA	Dallara Mercedes-HWA		0	D.N.F.	N/A	
20	Rodolfo AVILA	MAC	Dallara Honda-Mugen		0	D.N.F.	N/A	
24	Kazuki NAKAJIMA	JPN	Dallara Toyota-Toms		0	D.N.F.	N/A	
27	Ho Pin TUNG	NED	Dallara Renault-Sodemo		0	D.N.F.	N/A	
33	Marchy LEE	HKG	Dallara Honda-Mugen		0	D.N.F.	N/A	


FASTEST LAP

21	Lewis HAMILTON		Dallara Mercedes-HWA	2:12.801	9	165.90kph	103.08mph
----	----------------	--	----------------------	----------	---	-----------	-----------

Weather/Track: Sunny/Dry

Circuito Da Guia
Circuit Length = 6.1200 km.
Start: 14:05 End: 14:39

Race Director:	Stewards:	Timekeeper:
----------------	-----------	-------------



**51st Macau Grand Prix Formula 3 (FIA Intercontinental Cup)
QUALIFICATION RACE - LAP CHART**

Lap 1			Lap 2			Lap 3			Lap 4			Lap 5		
No	Behind	Laptime	No	Behind	Laptime	No	Behind	Laptime	No	Behind	Laptime	No	Behind	Laptime
21		3:04.864	21		5:58.957	21		5:47.259	21		5:01.710	21		2:15.105
22	1.271	3:06.135	22	2.220	5:59.906	22	1.344	5:46.383	22	0.740	5:01.106	6	1.393	2:15.450
6	3.088	3:07.952	6	4.661	6:00.530	6	3.175	5:45.773	6	1.048	4:59.583	22	3.057	2:17.422
9	6.579	3:11.443	9	5.856	5:58.234	9	4.319	5:45.722	9	1.435	4:58.826	9	3.600	2:17.270
30	10.380	3:15.244	30	8.338	5:56.915	30	7.401	5:46.322	30	1.796	4:56.105	8	4.253	2:17.140
8	12.625	3:17.489	8	10.229	5:56.561	8	11.744	5:48.774	8	2.218	4:52.184	30	5.587	2:18.896
26	13.459	3:18.323	26	11.460	5:56.958	26	14.175	5:49.974	26	3.034	4:50.569	26	7.656	2:19.727
2	14.605	3:19.469	2	12.780	5:57.132	2	15.182	5:49.661	2	3.685	4:50.213	2	8.028	2:19.448
25	16.085	3:20.949	25	14.942	5:57.814	25	17.689	5:50.006	25	4.461	4:48.482	25	8.711	2:19.355
3	18.406	3:23.270	3	17.170	5:57.721	3	19.908	5:49.997	3	4.849	4:46.651	3	9.002	2:19.258
14	20.996	3:25.860	14	19.189	5:57.150	14	22.137	5:50.207	14	5.799	4:45.372	11	9.565	2:18.705
11	22.043	3:26.907	11	20.977	5:57.891	11	23.682	5:49.964	11	5.965	4:43.993	14	10.681	2:19.987
23	23.402	3:28.266	23	24.651	6:00.206	23	24.615	5:47.223	23	6.478	4:43.573	23	11.189	2:19.816
12	25.927	3:30.791	12	27.209	6:00.239	12	26.612	5:46.662	12	6.949	4:42.047	12	12.193	2:20.349
15	26.565	3:31.429	15	29.121	6:01.513	15	28.321	5:46.459	15	7.586	4:40.975	15	12.820	2:20.339
4	27.666	3:32.530	4	31.107	6:02.398	4	30.801	5:46.953	4	7.962	4:38.871	4	13.400	2:20.543
32	30.623	3:35.487	32	33.211	6:01.545	32	32.868	5:46.916	32	9.873	4:38.715	5	14.287	2:19.264
5	33.050	3:37.914	5	35.727	6:01.634	5	35.783	5:47.315	5	10.128	4:36.055	32	15.382	2:20.614
19	36.062	3:40.926	19	39.934	6:02.829	19	39.708	5:47.033	19	11.648	4:33.650	19	16.536	2:19.993
16	36.997	3:41.861	16	41.228	6:03.188	16	40.519	5:46.550	16	11.870	4:33.061	16	17.720	2:20.955
1	38.624	3:43.488	1	42.666	6:02.999	1	41.225	5:45.818	1	12.278	4:32.763	1	18.278	2:21.105
18	40.361	3:45.225	18	44.888	6:03.484	18	43.171	5:45.542	18	13.031	4:31.570	18	18.709	2:20.783
29	42.019	3:46.883	29	45.922	6:02.860	29	45.310	5:46.647	29	14.719	4:31.119	29	23.603	2:23.989
17	43.496	3:48.360	17	47.838	6:03.299	17	47.870	5:47.291	17	16.923	4:30.763	28	24.321	2:21.985
28	44.690	3:49.554	28	49.786	6:04.053	28	49.636	5:47.109	28	17.441	4:29.515	17	31.774	2:29.956
31	46.109	3:50.973	31	50.968	6:03.816	31	51.177	5:47.468	31	22.246	4:32.779	31	41.581	2:34.440
7	1:17.636	4:22.500P												



**51st Macau Grand Prix Formula 3 (FIA Intercontinental Cup)
QUALIFICATION RACE - LAP CHART**

(contd.)

Lap 6			Lap 7			Lap 8			Lap 9			Lap 10		
No	Behind	Laptime	No	Behind	Laptime	No	Behind	Laptime	No	Behind	Laptime	No	Behind	Laptime
21		2:13.944	21		2:13.246	21		2:13.011	21		2:12.801	21		2:15.160
6	1.691	2:14.242	6	1.861	2:13.416	6	1.996	2:13.146	6	2.872	2:13.677	6	2.284	2:14.572
9	3.590	2:13.934	9	3.835	2:13.491	9	4.094	2:13.270	9	5.054	2:13.761	9	3.982	2:14.088
22	4.304	2:15.191	22	4.375	2:13.317	22	4.914	2:13.550	22	6.393	2:14.280	22	4.984	2:13.751
8	4.892	2:14.583	8	5.194	2:13.548	8	5.491	2:13.308	8	7.112	2:14.422	8	5.454	2:13.502
30	6.747	2:15.104	30	7.701	2:14.200	30	8.283	2:13.593	30	8.885	2:13.403	30	7.551	2:13.826
2	10.181	2:16.097	2	12.452	2:15.517	2	15.333	2:15.892	2	17.338	2:14.806	2	17.289	2:15.111
26	11.723	2:18.011	26	14.665	2:16.188	26	17.033	2:15.379	26	18.859	2:14.627	26	18.888	2:15.189
25	12.613	2:17.846	3	15.224	2:15.571	3	17.570	2:15.357	3	19.597	2:14.828	3	19.439	2:15.002
3	12.899	2:17.841	25	15.852	2:16.485	25	18.567	2:15.726	25	20.441	2:14.675	25	20.513	2:15.232
11	13.416	2:17.795	11	16.511	2:16.341	11	19.118	2:15.618	11	21.555	2:15.238	11	21.685	2:15.290
14	14.042	2:17.305	14	17.082	2:16.286	23	19.570	2:15.173	14	22.995	2:15.350	14	23.761	2:15.926
23	14.560	2:17.315	23	17.408	2:16.094	14	20.446	2:16.375	15	24.682	2:15.942	15	24.752	2:15.230
12	15.689	2:17.440	12	18.753	2:16.310	15	21.541	2:15.345	12	25.463	2:15.815	12	25.335	2:15.032
15	16.294	2:17.418	15	19.207	2:16.159	12	22.449	2:16.707	4	26.592	2:16.294	5	26.494	2:14.573
4	16.776	2:17.320	4	20.162	2:16.632	4	23.099	2:15.948	5	27.081	2:15.843	4	27.688	2:16.256
5	17.438	2:17.095	5	20.847	2:16.655	5	24.039	2:16.203	18	27.482	2:13.921	18	28.012	2:15.690
32	18.486	2:17.048	32	21.749	2:16.509	32	25.722	2:16.984	32	30.464	2:17.543	32	31.813	2:16.509
19	19.209	2:16.617	19	22.912	2:16.949	19	26.111	2:16.210	19	30.930	2:17.620	19	31.990	2:16.220
18	21.675	2:16.910	18	24.545	2:16.116	18	26.362	2:14.828	16	31.524	2:16.281	16	32.891	2:16.527
16	22.084	2:18.308	16	25.500	2:16.662	16	28.044	2:15.555	1	34.367	2:17.177	1	34.658	2:15.451
1	22.724	2:18.390	1	26.526	2:17.048	1	29.991	2:16.476	28	52.558	2:18.964	28	55.774	2:18.376
28	32.693	2:22.316	28	39.979	2:20.532	28	46.395	2:19.427	29	54.845	2:19.538	29	58.889	2:19.204
29	34.506	2:24.847	29	41.801	2:20.541	29	48.108	2:19.318	17	1:30.765	2:28.945	17	1:43.680	2:28.075
17	45.596	2:27.766	17	1:00.192	2:27.842	17	1:14.621	2:27.440	31	1:50.055	2:30.356	31	2:01.384	2:26.489
31	59.298	2:31.661	31	1:16.482	2:30.430	31	1:32.500	2:29.029						

**51st Macau Grand Prix Formula 3 (FIA Intercontinental Cup)
QUALIFICATION RACE - SECTOR ANALYSIS**

1	Giedo van der GARDE		NED		Dallara Opel-Spiess				
1 -	38.391 257.1	2:02.110	1:02.987	3:43.488	6 -	24.532 263.4	1:24.895	28.963 197.0	2:18.390
2 -	1:24.228	3:04.732	1:34.039	X:00.000	7 -	24.468 263.4	1:23.768	28.812 197.0	2:17.048
3 -	1:15.055	3:03.663	1:27.100	X:00.000	8 -	24.537 263.4	1:23.159	28.780 196.7	2:16.476
4 -	1:11.583	2:48.425	32.755 195.2	4:32.763	9 -	24.650 259.6	1:23.803	28.724 198.1	2:17.177
5 -	24.846 253.5	1:27.172	29.087 196.7	2:21.105	10 -	24.697 259.6	1:22.307	28.447 198.5	2:15.451
2	Loic DUVAL		FRA		Dallara Opel-Spiess				
1 -		2:21.483		3:19.469	6 -	24.379 266.6	1:22.931	28.787 197.0	2:16.097
2 -	1:27.770	3:03.038	1:26.324	X:00.000	7 -	24.775 260.2	1:21.970	28.772 198.1	2:15.517
3 -	1:20.727	3:04.303	1:24.631 82.9	X:00.000	8 -	24.763 260.8	1:22.372	28.757 197.0	2:15.892
4 -	1:15.856	2:48.986	45.371 193.2	4:50.213	9 -	24.841 260.2	1:21.258	28.707 197.4	2:14.806
5 -	24.755 262.7	1:25.763	28.930 195.6	2:19.448	10 -	24.827 258.3	1:21.499	28.785 197.0	2:15.111
3	James ROSSITER		GBR		Dallara Opel-Spiess				
1 -		2:24.334		3:23.270	6 -	24.416 260.8	1:24.759	28.666 200.3	2:17.841
2 -	1:26.688	3:03.270	1:27.763	X:00.000	7 -	24.194 263.4	1:22.980	28.397 199.6	2:15.571
3 -	1:19.465	3:03.515	1:27.017	X:00.000	8 -	24.389 262.7	1:22.680	28.288 201.1	2:15.357
4 -	1:14.563	2:49.064	43.024 196.0	4:46.651	9 -	24.258 264.7	1:22.218	28.352 199.6	2:14.828
5 -	24.383 260.2	1:26.091	28.784 199.2	2:19.258	10 -	24.462 260.8	1:22.070	28.470 200.0	2:15.002
4	Ronnie QUINTARELLI		ITA		Dallara Toyota-Toms				
1 -		2:33.018		3:32.530	6 -	24.050 259.6	1:24.528	28.742 200.0	2:17.320
2 -	1:27.460	3:02.132	1:32.806	X:00.000	7 -	23.976 266.0	1:23.974	28.682 198.5	2:16.632
3 -	1:17.499	3:03.276	1:26.178	X:00.000	8 -	24.271 263.4	1:23.087	28.590 198.8	2:15.948
4 -	1:14.500	2:46.233	38.138 193.2	4:38.871	9 -	24.120 267.9	1:23.420	28.754 196.3	2:16.294
5 -	24.304 262.7	1:27.263	28.976 198.8	2:20.543	10 -	24.336 263.4	1:23.221	28.699 198.1	2:16.256
5	Naoki YOKOMIZO		JPN		Dallara Toyota-Toms				
1 -		2:35.691		3:37.914	6 -	24.300 264.7	1:24.010	28.785 198.5	2:17.095
2 -	1:24.289	3:05.348	1:31.997	X:00.000	7 -	24.236 265.3	1:23.788	28.631 200.3	2:16.655
3 -	1:16.256	3:04.455	1:26.604	X:00.000	8 -	24.175 267.9	1:23.349	28.679 198.8	2:16.203
4 -	1:12.078	2:48.682	35.295 194.2	4:36.055	9 -	24.255 264.0	1:22.950	28.638 199.2	2:15.843
5 -	24.700 260.2	1:25.572	28.992 197.8	2:19.264	10 -	23.962 270.0	1:22.032	28.579 198.5	2:14.573
6	Nico ROSBERG		GER		Dallara Opel-Spiess				
1 -		2:15.015		3:07.952	6 -	24.450 262.1	1:21.410	28.382 200.3	2:14.242
2 -	1:32.092	3:03.523	1:24.915	X:00.000	7 -	24.364 263.4	1:20.691	28.361 199.2	2:13.416
3 -	1:18.672	3:07.265	1:19.836	X:00.000	8 -	24.356 262.7	1:20.439	28.351 199.2	2:13.146
4 -	1:17.441	2:52.985	49.157 194.9	4:59.583	9 -	24.348 263.4	1:21.022	28.307 200.7	2:13.677
5 -	24.268 262.7	1:22.498	28.684 198.8	2:15.450	10 -	24.359 261.5	1:21.759	28.454 199.6	2:14.572
7	Nelson PIQUET		BRA		Dallara Honda-Mugen				
1 -	56.501 93.9	2:22.521	1:03.478	4:22.500P					

**51st Macau Grand Prix Formula 3 (FIA Intercontinental Cup)
QUALIFICATION RACE - SECTOR ANALYSIS**

(contd.)

8	Jamie GREEN		GBR		Dallara Mercedes-HWA			
1 -	2:18.892			3:17.489	6 - 24.379 262.1	1:21.940	28.264 198.8	2:14.583
2 - 1:27.184	3:02.760	1:26.617		X:00.000	7 - 24.119 267.9	1:21.293	28.136 200.7	2:13.548
3 - 1:21.469	3:03.366	1:23.939 79.0		X:00.000	8 - 24.163 266.6	1:20.915	28.230 200.3	2:13.308
4 - 1:15.918 72.0	2:49.870	46.396 193.2		4:52.184	9 - 24.024 270.6	1:22.350	28.048 200.3	2:14.422
5 - 24.347 263.4	1:24.214	28.579 197.8		2:17.140	10 - 24.121 267.3	1:20.987	28.394 199.6	2:13.502
9	Alexandre PREMAT		FRA		Dallara Mercedes-HWA			
1 -	2:16.157			3:11.443	6 - 24.037 265.3	1:21.451	28.446 198.5	2:13.934
2 - 1:30.256	3:03.132	1:24.846		X:00.000	7 - 24.399 262.7	1:20.804	28.288 196.7	2:13.491
3 - 1:20.190	3:05.828	1:19.704		X:00.000	8 - 24.424 264.7	1:20.608	28.238 197.8	2:13.270
4 - 1:17.219	2:52.860	48.747 194.5		4:58.826	9 - 24.398 264.0	1:21.032	28.331 197.4	2:13.761
5 - 24.367 236.8	1:24.379	28.524 199.2		2:17.270	10 - 24.442 262.7	1:21.235	28.411 197.4	2:14.088
10	Eric SALIGNON		FRA		Dallara Mercedes-HWA			
11	Adam CARROLL		GBR		Dallara Opel-Spiess			
1 -	2:27.809			3:26.907	6 - 24.259 267.9	1:24.891	28.645 198.1	2:17.795
2 - 1:26.049 81.4	3:03.757	1:28.085		X:00.000	7 - 24.207 266.6	1:23.535	28.599 198.5	2:16.341
3 - 1:19.537	3:03.435	1:26.992		X:00.000	8 - 24.249 267.9	1:22.802	28.567 198.5	2:15.618
4 - 1:13.382	2:50.166	40.445 195.2		4:43.993	9 - 24.114 270.0	1:22.682	28.442 198.5	2:15.238
5 - 24.683 260.8	1:25.273	28.749 197.0		2:18.705	10 - 24.443 263.4	1:22.300	28.547 198.8	2:15.290
12	Robert AUSTIN		GBR		Dallara Opel-Spiess			
1 -	2:30.941			3:30.791	6 - 24.465 262.7	1:24.276	28.699 198.5	2:17.440
2 - 1:25.397	3:03.771	1:31.071		X:00.000	7 - 24.432 263.4	1:23.151	28.727 195.2	2:16.310
3 - 1:17.906	3:02.762	1:25.994 87.2		X:00.000	8 - 24.547 261.5	1:23.659	28.501 198.8	2:16.707
4 - 1:13.131	2:49.677	39.239 192.1		4:42.047	9 - 24.358 264.7	1:22.958	28.499 198.5	2:15.815
5 - 24.737 262.1	1:26.709	28.903 197.4		2:20.349	10 - 24.326 266.0	1:22.172	28.534 199.6	2:15.032
14	Franck PERERA		FRA		Dallara Opel-Spiess			
1 -	2:26.104			3:25.860	6 - 24.525 264.7	1:24.088	28.692 198.8	2:17.305
2 - 1:25.729 75.4	3:03.802	1:27.619		X:00.000	7 - 24.283 267.3	1:23.284	28.719 197.8	2:16.286
3 - 1:19.025	3:04.499	1:26.683		X:00.000	8 - 24.713 262.1	1:22.968	28.694 197.8	2:16.375
4 - 1:13.814	2:50.149	41.409 192.8		4:45.372	9 - 24.487 263.4	1:22.193	28.670 198.5	2:15.350
5 - 24.874 258.9	1:26.212	28.901 195.6		2:19.987	10 - 24.523 262.7	1:22.552	28.851 197.4	2:15.926
15	Katsuyuki HIRANAKA		JPN		Dallara Opel-Spiess			
1 -	2:32.069			3:31.429	6 - 24.542 263.4	1:23.947	28.929 196.7	2:17.418
2 - 1:26.158	3:03.728	1:31.627		X:00.000	7 - 24.446 262.1	1:23.005	28.708 198.8	2:16.159
3 - 1:17.333	3:04.066	1:25.060		X:00.000	8 - 24.142 266.6	1:22.632	28.571 198.1	2:15.345
4 - 1:12.746	2:49.332	38.897 192.5		4:40.975	9 - 24.553 262.1	1:22.814	28.575 197.8	2:15.942
5 - 24.633 261.5	1:26.519	29.187 194.9		2:20.339	10 - 24.637 259.6	1:21.726	28.867 196.3	2:15.230

**51st Macau Grand Prix Formula 3 (FIA Intercontinental Cup)
QUALIFICATION RACE - SECTOR ANALYSIS**


(contd.)

16	Matteo CRESSONI			ITA	Dallara Honda-Mugen				
1 -	36.578 257.7	2:01.807	1:03.476	3:41.861	6 -	24.466 264.0	1:24.339	29.503 197.8	2:18.308
2 -	1:24.471	3:04.708	1:34.009	X:00.000	7 -	24.205 255.3	1:23.660	28.797 199.2	2:16.662
3 -	1:14.266	3:03.563	1:28.721	X:00.000	8 -	24.262 266.6	1:22.622	28.671 198.8	2:15.555
4 -	1:10.364	2:49.569	33.128 194.5	4:33.061	9 -	24.417 264.0	1:23.133	28.731 200.3	2:16.281
5 -	25.133 258.3	1:26.721	29.101 197.4	2:20.955	10 -	24.123 267.3	1:23.555	28.849 200.0	2:16.527
17	LEI Kit Meng			MAC	Dallara Honda-Mugen				
1 -	41.206 245.4	2:04.837	1:02.317	3:48.360	6 -	25.321 254.1	1:31.539	30.906 189.8	2:27.766
2 -	1:24.568	3:05.037	1:33.694	X:00.000	7 -	25.238 255.3	1:31.672	30.932 191.1	2:27.842
3 -	1:15.225	3:03.875	1:28.191 75.4	X:00.000	8 -	25.275 254.7	1:31.249	30.916 191.1	2:27.440
4 -	1:11.607	2:46.714	32.442 187.5	4:30.763	9 -	25.374 220.4	1:32.528	31.043 192.1	2:28.945
5 -	26.221 236.3	1:32.285	31.450 186.8	2:29.956	10 -	25.298 252.9	1:31.723	31.054 191.1	2:28.075
18	Alvaro PARENTE			POR	Dallara Honda-Mugen				
1 -	38.622 260.8	2:02.735	1:03.868	3:45.225	6 -	24.187 259.6	1:23.866	28.857 197.4	2:16.910
2 -	1:24.463	3:04.144	1:34.877	X:00.000	7 -	24.553 261.5	1:22.852	28.711 198.8	2:16.116
3 -	1:14.427	3:03.048	1:28.067	X:00.000	8 -	24.397 264.0	1:21.829	28.602 199.6	2:14.828
4 -	1:11.103	2:47.485	32.982 190.1	4:31.570	9 -	23.906 266.0	1:21.608	28.407 199.6	2:13.921
5 -	24.732 258.3	1:26.971	29.080 197.4	2:20.783	10 -	23.921 270.0	1:23.219	28.550 200.0	2:15.690
19	Marko ASMER			EST	Dallara Honda-Mugen				
1 -		2:37.224		3:40.926	6 -	24.703 259.6	1:23.328	28.586 198.8	2:16.617
2 -	1:24.126	3:05.440	1:33.263	X:00.000	7 -	24.470 260.2	1:23.307	29.172 198.1	2:16.949
3 -	1:14.359	3:04.051	1:28.623	X:00.000	8 -	24.547 263.4	1:22.846	28.817 198.8	2:16.210
4 -	1:10.139	2:49.658	33.853 188.4	4:33.650	9 -	24.765 260.8	1:24.134	28.721 199.6	2:17.620
5 -	25.132 255.3	1:25.896	28.965 195.6	2:19.993	10 -	24.219 264.7	1:23.013	28.988 199.6	2:16.220
20	Rodolfo AVILA			MAC	Dallara Honda-Mugen				
21	Lewis HAMILTON			GBR	Dallara Mercedes-HWA				
1 -		2:12.605		3:04.864	6 -	24.842 257.1	1:20.670	28.432 197.4	2:13.944
2 -	1:32.722	3:02.972	1:23.263	X:00.000	7 -	24.744 258.3	1:20.177	28.325 198.5	2:13.246
3 -	1:20.466 91.8	3:08.033	1:18.760	X:00.000	8 -	24.713 258.9	1:20.103	28.195 199.2	2:13.011
4 -	1:16.388	2:54.796	50.526 196.0	X:00.000	9 -	24.698 258.9	1:19.896	28.207 199.2	2:12.801
5 -	24.950 254.7	1:21.589	28.566 195.6	2:15.105	10 -	24.714 257.1	1:21.579	28.867 181.5	2:15.160
22	Robert KUBICA			POL	Dallara Mercedes-HWA				
1 -		2:13.495		3:06.135	6 -	24.640 257.7	1:22.187	28.364 198.8	2:15.191
2 -	1:31.933	3:04.347	1:23.626	X:00.000	7 -	24.324 266.0	1:20.794	28.199 200.3	2:13.317
3 -	1:19.739	3:07.551	1:19.093	X:00.000	8 -	24.205 266.0	1:21.014	28.331 198.8	2:13.550
4 -	1:17.612	2:53.507	49.987 192.8	X:00.000	9 -	24.326 264.7	1:21.597	28.357 198.1	2:14.280
5 -	24.906 257.7	1:23.934	28.582 197.8	2:17.422	10 -	24.427 263.4	1:20.890	28.434 200.3	2:13.751
23	Richard ANTINUCCI			USA	Dallara Toyota-Toms				
1 -		2:28.431		3:28.266	5 -	24.505 260.8	1:26.550	28.761 198.1	2:19.816
2 -	1:26.424 74.4	3:02.723	1:31.059	X:00.000	6 -	24.024 267.3	1:24.749	28.542 200.7	2:17.315
3 -	1:17.774	3:02.428	1:27.021 82.3	X:00.000	7 -	23.872 271.3	1:23.766	28.456 200.3	2:16.094
4 -	1:13.549	2:49.730	40.294 195.6	4:43.573	8 -	23.884 268.6	1:22.739	28.550 200.3	2:15.173

**51st Macau Grand Prix Formula 3 (FIA Intercontinental Cup)
QUALIFICATION RACE - SECTOR ANALYSIS**

(contd.)


24	Kazuki NAKAJIMA			JPN	Dallara Toyota-Toms				
25	Danny WATTS			GBR	Dallara Renault-Sodem				
1 -	2:23.342			3:20.949	6 - 24.506 263.4	1:24.502	28.838 197.4	2:17.846	
2 - 1:27.407	3:03.132	1:27.275		X:00.000	7 - 24.518 260.8	1:23.484	28.483 199.6	2:16.485	
3 - 1:20.432	3:03.603	1:25.971		X:00.000	8 - 24.302 265.3	1:22.755	28.669 193.8	2:15.726	
4 - 1:15.077	2:48.636	44.769 196.0		4:48.482	9 - 24.586 262.1	1:21.606	28.483 199.2	2:14.675	
5 - 24.592 263.4	1:25.669	29.094 197.4		2:19.355	10 - 24.402 263.4	1:22.077	28.753 197.4	2:15.232	
26	Lucas DI GRASSI			BRA	Dallara Renault-Sodem				
1 -	2:19.753			3:18.323	6 - 24.627 259.6	1:24.786	28.598 198.1	2:18.011	
2 - 1:27.699 74.2	3:03.015	1:26.244		X:00.000	7 - 24.489 261.5	1:23.238	28.461 198.1	2:16.188	
3 - 1:21.223	3:04.053	1:24.698 72.8		X:00.000	8 - 24.555 260.8	1:22.568	28.256 197.0	2:15.379	
4 - 1:15.386	2:49.830	45.353 190.4		4:50.569	9 - 24.550 262.7	1:21.780	28.297 198.5	2:14.627	
5 - 24.825 258.9	1:25.971	28.931 196.7		2:19.727	10 - 24.495 261.5	1:22.312	28.382 198.1	2:15.189	
27	Ho Pin TUNG			NED	Dallara Renault-Sodem				
28	Christian JONES			AUS	Dallara Toyota-Toms				
1 - 51.052 228.8	1:56.926	1:01.576		3:49.554	6 - 24.759 238.4	1:27.876	29.681 193.8	2:22.316	
2 - 1:25.978	3:05.752	1:32.323		X:00.000	7 - 25.022 257.1	1:26.168	29.342 196.0	2:20.532	
3 - 1:15.111	3:06.119	1:25.879 73.1		X:00.000	8 - 24.976 257.1	1:25.605	28.846 198.1	2:19.427	
4 - 1:13.016	2:45.709	30.790 193.8		4:29.515	9 - 24.940 255.9	1:24.881	29.143 198.1	2:18.964	
5 - 25.309 252.3	1:27.121	29.555 196.3		2:21.985	10 - 24.957 255.9	1:24.517	28.902 198.1	2:18.376	
29	Michael HO.			MAC	Dallara Toyota-Toms				
1 - 40.634 237.8	2:02.968	1:03.281		3:46.883	6 - 24.981 256.5	1:30.193	29.673 196.3	2:24.847	
2 - 1:24.988	3:04.374	1:33.498		X:00.000	7 - 24.846 258.9	1:26.515	29.180 197.4	2:20.541	
3 - 1:15.182	3:04.461	1:27.004		X:00.000	8 - 24.822 257.7	1:25.329	29.167 196.7	2:19.318	
4 - 1:10.392	2:47.859	32.868 186.5		4:31.119	9 - 24.869 255.3	1:25.641	29.028 197.0	2:19.538	
5 - 25.382 251.7	1:28.637	29.970 194.5		2:23.989	10 - 24.872 257.7	1:25.191	29.141 196.3	2:19.204	
30	Fabio CARBONE			BRA	Dallara Nissan-Tomei				
1 -	2:17.923			3:15.244	6 - 24.710 258.9	1:21.887	28.507 198.5	2:15.104	
2 - 1:27.594	3:02.922	1:26.399		X:00.000	7 - 24.665 259.6	1:21.181	28.354 200.0	2:14.200	
3 - 1:19.961	3:04.950	1:21.411		X:00.000	8 - 24.653 259.6	1:20.755	28.185 200.0	2:13.593	
4 - 1:18.799	2:50.316	46.990 191.1		4:56.105	9 - 24.630 260.2	1:20.498	28.275 200.0	2:13.403	
5 - 24.852 252.9	1:25.256	28.788 197.4		2:18.896	10 - 24.565 258.9	1:20.997	28.264 200.0	2:13.826	
31	Jo MERSZEI			MAC	Dallara Opel-Spiess				
1 - 52.638 212.1	1:56.393	1:01.942		3:50.973	6 - 26.538 242.1	1:33.567	31.556 186.8	2:31.661	
2 - 1:25.649	3:05.653	1:32.514		X:00.000	7 - 26.421 244.3	1:32.597	31.412 187.8	2:30.430	
3 - 1:14.858	3:06.361	1:26.249		X:00.000	8 - 26.312 243.2	1:31.679	31.038 189.4	2:29.029	
4 - 1:12.909	2:45.791	34.079 183.6		4:32.779	9 - 26.448 212.1	1:33.109	30.799 190.8	2:30.356	
5 - 27.606 227.3	1:35.028	31.806 187.8		2:34.440	10 - 26.226 243.2	1:29.698	30.565 189.8	2:26.489	



**51st Macau Grand Prix Formula 3 (FIA Intercontinental Cup)
QUALIFICATION RACE - SECTOR ANALYSIS**

(contd.)

32		Daisuke IKEDA		JPN		Dallara Opel-Spiess			
1 -		2:34.652		3:35.487	6 -	24.492 262.7	1:23.501	29.055 194.5	2:17.048
2 -	1:25.854	3:03.083	1:32.608	X:00.000	7 -	24.544 262.1	1:23.170	28.795 197.8	2:16.509
3 -	1:16.870	3:05.114	1:24.932	X:00.000	8 -	24.358 264.7	1:23.680	28.946 196.7	2:16.984
4 -	1:14.028	2:48.618	36.069 188.1	4:38.715	9 -	24.573 259.6	1:24.079	28.891 198.8	2:17.543
5 -	25.221 260.8	1:25.906	29.487 195.2	2:20.614	10 -	24.546 260.2	1:22.662	29.301 196.3	2:16.509
33		Marchy LEE		HKG		Dallara Honda-Mugen			



51st Macau Grand Prix Formula 3 (FIA Intercontinental Cup) QUALIFICATION RACE - SPEED TRAPS - FINISH LINE

POS	NO	CL	NAME	NAT	CAR	KPH
1	3		James ROSSITER	GBR	Dallara Opel-Spiess	201.1
2	6		Nico ROSBERG	GER	Dallara Opel-Spiess	200.7
3	8		Jamie GREEN	GBR	Dallara Mercedes-HWA	200.7
4	23		Richard ANTINUCCI	USA	Dallara Toyota-Toms	200.7
5	16		Matteo CRESSONI	ITA	Dallara Honda-Mugen	200.3
6	5		Naoki YOKOMIZO	JPN	Dallara Toyota-Toms	200.3
7	22		Robert KUBICA	POL	Dallara Mercedes-HWA	200.3
8	18		Alvaro PARENTE	POR	Dallara Honda-Mugen	200.0
9	30		Fabio CARBONE	BRA	Dallara Nissan-Tomei	200.0
10	4		Ronnie QUINTARELLI	ITA	Dallara Toyota-Toms	200.0
11	12		Robert AUSTIN	GBR	Dallara Opel-Spiess	199.6
12	19		Marko ASMER	EST	Dallara Honda-Mugen	199.6
13	25		Danny WATTS	GBR	Dallara Renault-Sodemo	199.6
14	21		Lewis HAMILTON	GBR	Dallara Mercedes-HWA	199.2
15	9		Alexandre PREMAT	FRA	Dallara Mercedes-HWA	199.2
16	11		Adam CARROLL	GBR	Dallara Opel-Spiess	198.8
17	32		Daisuke IKEDA	JPN	Dallara Opel-Spiess	198.8
18	15		Katsuyuki HIRANAKA	JPN	Dallara Opel-Spiess	198.8
19	14		Franck PERERA	FRA	Dallara Opel-Spiess	198.8
20	1		Giedo van der GARDE	NED	Dallara Opel-Spiess	198.5
21	26		Lucas DI GRASSI	BRA	Dallara Renault-Sodemo	198.5
22	28		Christian JONES	AUS	Dallara Toyota-Toms	198.1
23	2		Loic DUVAL	FRA	Dallara Opel-Spiess	198.1
24	29		Michael HO.	MAC	Dallara Toyota-Toms	197.4
25	17		LEI Kit Meng	MAC	Dallara Honda-Mugen	192.1
26	31		Jo MERSZEI	MAC	Dallara Opel-Spiess	190.8



**51st Macau Grand Prix Formula 3 (FIA Intercontinental Cup)
 QUALIFICATION RACE - SPEED TRAPS - SECTOR 1
 (contd.)**

POS	NO	CL	NAME	NAT	CAR	KPH
1	23		Richard ANTINUCCI	USA	Dallara Toyota-Toms	276.2
2	8		Jamie GREEN	GBR	Dallara Mercedes-HWA	270.6
3	18		Alvaro PARENTE	POR	Dallara Honda-Mugen	270.0
4	5		Naoki YOKOMIZO	JPN	Dallara Toyota-Toms	270.0
5	11		Adam CARROLL	GBR	Dallara Opel-Spiess	270.0
6	4		Ronnie QUINTARELLI	ITA	Dallara Toyota-Toms	267.9
7	16		Matteo CRESSONI	ITA	Dallara Honda-Mugen	267.3
8	14		Franck PERERA	FRA	Dallara Opel-Spiess	267.3
9	15		Katsuyuki HIRANAKA	JPN	Dallara Opel-Spiess	266.6
10	2		Loic DUVAL	FRA	Dallara Opel-Spiess	266.6
11	12		Robert AUSTIN	GBR	Dallara Opel-Spiess	266.0
12	22		Robert KUBICA	POL	Dallara Mercedes-HWA	266.0
13	25		Danny WATTS	GBR	Dallara Renault-Sodemo	265.3
14	9		Alexandre PREMAT	FRA	Dallara Mercedes-HWA	265.3
15	19		Marko ASMER	EST	Dallara Honda-Mugen	264.7
16	3		James ROSSITER	GBR	Dallara Opel-Spiess	264.7
17	32		Daisuke IKEDA	JPN	Dallara Opel-Spiess	264.7
18	6		Nico ROSBERG	GER	Dallara Opel-Spiess	263.4
19	1		Giedo van der GARDE	NED	Dallara Opel-Spiess	263.4
20	26		Lucas DI GRASSI	BRA	Dallara Renault-Sodemo	262.7
21	30		Fabio CARBONE	BRA	Dallara Nissan-Tomei	260.2
22	21		Lewis HAMILTON	GBR	Dallara Mercedes-HWA	258.9
23	29		Michael HO.	MAC	Dallara Toyota-Toms	258.9
24	28		Christian JONES	AUS	Dallara Toyota-Toms	257.1
25	17		LEI Kit Meng	MAC	Dallara Honda-Mugen	255.3
26	31		Jo MERSZEI	MAC	Dallara Opel-Spiess	244.3
27	7		Nelson PIQUET	BRA	Dallara Honda-Mugen	93.9



51st Macau Grand Prix Formula 3 (FIA Intercontinental Cup) QUALIFICATION RACE - BEST SECTOR TIMES

SECTOR 1			SECTOR 2			SECTOR 3			IDEAL / BEST COMPARISON						
POS	NO	NAME	TIME	NO	NAME	TIME	NO	NAME	TIME	POS	NO	NAME	IDEAL	BEST	DIFF
1	23	ANTINUCCI	23.872	21	HAMILTON	1:19.896	8	GREEN	28.048	1	21	HAMILTON	2:12.789	2:12.801	0.012
2	18	PARENTE	23.906	6	ROSBERG	1:20.439	30	CARBONE	28.185	2	9	PREMAT	2:12.883	2:13.270	0.387
3	5	YOKOMIZO	23.962	30	CARBONE	1:20.498	21	HAMILTON	28.195	3	8	GREEN	2:12.987	2:13.308	0.321
4	4	QUINTARELLI	23.976	9	PREMAT	1:20.608	22	KUBICA	28.199	4	6	ROSBERG	2:13.014	2:13.146	0.132
5	8	GREEN	24.024	22	KUBICA	1:20.794	9	PREMAT	28.238	5	22	KUBICA	2:13.198	2:13.317	0.119
6	9	PREMAT	24.037	8	GREEN	1:20.915	26	GRASSI	28.256	6	30	CARBONE	2:13.248	2:13.403	0.155
7	11	CARROLL	24.114	2	DUVAL	1:21.258	3	ROSSITER	28.288	7	18	PARENTE	2:13.921	2:13.921	0.000
8	16	CRESSONI	24.123	25	WATTS	1:21.606	6	ROSBERG	28.307	8	2	DUVAL	2:14.344	2:14.806	0.462
9	15	HIRANAKA	24.142	18	PARENTE	1:21.608	18	PARENTE	28.407	9	25	WATTS	2:14.391	2:14.675	0.284
10	3	ROSSITER	24.194	15	HIRANAKA	1:21.726	11	CARROLL	28.442	10	15	HIRANAKA	2:14.439	2:15.230	0.791
11	22	KUBICA	24.205	26	GRASSI	1:21.780	1	GARDE	28.447	11	26	GRASSI	2:14.525	2:14.627	0.102
12	19	ASMER	24.219	5	YOKOMIZO	1:22.032	23	ANTINUCCI	28.456	12	3	ROSSITER	2:14.552	2:14.828	0.276
13	6	ROSBERG	24.268	3	ROSSITER	1:22.070	25	WATTS	28.483	13	5	YOKOMIZO	2:14.573	2:14.573	0.000
14	14	PERERA	24.283	12	AUSTIN	1:22.172	12	AUSTIN	28.499	14	11	CARROLL	2:14.856	2:15.238	0.382
15	25	WATTS	24.302	14	PERERA	1:22.193	15	HIRANAKA	28.571	15	12	AUSTIN	2:14.997	2:15.032	0.035
16	12	AUSTIN	24.326	11	CARROLL	1:22.300	5	YOKOMIZO	28.579	16	23	ANTINUCCI	2:15.067	2:15.173	0.106
17	32	IKEDA	24.358	1	GARDE	1:22.307	19	ASMER	28.586	17	14	PERERA	2:15.146	2:15.350	0.204
18	2	DUVAL	24.379	16	CRESSONI	1:22.622	4	QUINTARELLI	28.590	18	1	GARDE	2:15.222	2:15.451	0.229
19	1	GARDE	24.468	32	IKEDA	1:22.662	14	PERERA	28.670	19	16	CRESSONI	2:15.416	2:15.555	0.139
20	26	GRASSI	24.489	23	ANTINUCCI	1:22.739	16	CRESSONI	28.671	20	19	ASMER	2:15.651	2:16.210	0.559
21	30	CARBONE	24.565	19	ASMER	1:22.846	2	DUVAL	28.707	21	4	QUINTARELLI	2:15.653	2:15.948	0.295
22	21	HAMILTON	24.698	4	QUINTARELLI	1:23.087	32	IKEDA	28.795	22	32	IKEDA	2:15.815	2:16.509	0.694
23	28	JONES	24.759	28	JONES	1:24.517	28	JONES	28.846	23	28	JONES	2:18.122	2:18.376	0.254
24	29	HO_	24.822	29	HO_	1:25.191	29	HO_	29.028	24	29	HO_	2:19.041	2:19.204	0.163
25	17	LEI	25.238	31	MERSZEI	1:29.698	31	MERSZEI	30.565	25	31	MERSZEI	2:26.489	2:26.489	0.000
26	31	MERSZEI	26.226	17	LEI	1:31.249	17	LEI	30.906	26	17	LEI	2:27.393	2:27.440	0.047
27	7	PIQUET	56.501	7	PIQUET	2:22.521	7	PIQUET	1:03.478	27	7	PIQUET	4:22.500	4:22.500	0.000
												Perfect Lap	2:11.816		

Weather/Track: Sunny/Dry

Guia - Macau
Circuit Length = 6.21 km
Start: 14:05 End: 14:39



51st Macau Grand Prix Formula 3 (FIA Intercontinental Cup) WARM UP - CLASSIFICATION

POS	NO	CL	NAME	NAT	CAR	TIME	LAPS	GAP	KPH
1	22		Robert KUBICA	POL	Dallara Mercedes-HWA	2:11.485	9		167.56
2	9		Alexandre PREMAT	FRA	Dallara Mercedes-HWA	2:11.754	9	0.269	167.22
3	21		Lewis HAMILTON	GBR	Dallara Mercedes-HWA	2:12.102	6	0.617	166.78
4	8		Jamie GREEN	GBR	Dallara Mercedes-HWA	2:12.120	8	0.635	166.75
5	6		Nico ROSBERG	GER	Dallara Opel-Spiess	2:12.133	7	0.648	166.74
6	23		Richard ANTINUCCI	USA	Dallara Toyota-Toms	2:12.561	9	1.076	166.20
7	3		James ROSSITER	GBR	Dallara Opel-Spiess	2:12.880	8	1.395	165.80
8	7		Nelson PIQUET	BRA	Dallara Honda-Mugen	2:12.917	9	1.432	165.75
9	25		Danny WATTS	GBR	Dallara Renault-Sodemo	2:13.116	9	1.631	165.51
10	5		Naoki YOKOMIZO	JPN	Dallara Toyota-Toms	2:13.309	7	1.824	165.27
11	26		Lucas DI GRASSI	BRA	Dallara Renault-Sodemo	2:13.370	9	1.885	165.19
12	2		Loic DUVAL	FRA	Dallara Opel-Spiess	2:13.456	8	1.971	165.08
13	14		Franck PERERA	FRA	Dallara Opel-Spiess	2:13.524	9	2.039	165.00
14	11		Adam CARROLL	GBR	Dallara Opel-Spiess	2:13.538	9	2.053	164.98
15	24		Kazuki NAKAJIMA	JPN	Dallara Toyota-Toms	2:13.572	9	2.087	164.94
16	30		Fabio CARBONE	BRA	Dallara Nissan-Tomei	2:13.647	8	2.162	164.85
17	18		Alvaro PARENTE	POR	Dallara Honda-Mugen	2:13.767	9	2.282	164.70
18	1		Giedo van der GARDE	NED	Dallara Opel-Spiess	2:13.860	8	2.375	164.59
19	19		Marko ASMER	EST	Dallara Honda-Mugen	2:14.017	9	2.532	164.39
20	4		Ronnie QUINTARELLI	ITA	Dallara Toyota-Toms	2:14.073	6	2.588	164.32
21	32		Daisuke IKEDA	JPN	Dallara Opel-Spiess	2:14.171	9	2.686	164.20
22	12		Robert AUSTIN	GBR	Dallara Opel-Spiess	2:14.349	8	2.864	163.99
23	28		Christian JONES	AUS	Dallara Toyota-Toms	2:14.641	9	3.156	163.63
24	16		Matteo CRESSONI	ITA	Dallara Honda-Mugen	2:15.461	9	3.976	162.64
25	27		Ho Pin TUNG	NED	Dallara Renault-Sodemo	2:16.071	8	4.586	161.91
26	15		Katsuyuki HIRANAKA	JPN	Dallara Opel-Spiess	2:16.334	9	4.849	161.60
27	33		Marchy LEE	HKG	Dallara Honda-Mugen	2:18.268	5	6.783	159.34
28	20		Rodolfo AVILA	MAC	Dallara Honda-Mugen	2:19.584	7	8.099	157.84
29	29		Michael HO.	MAC	Dallara Toyota-Toms	2:21.316	8	9.831	155.90
30	17		LEI Kit Meng	MAC	Dallara Honda-Mugen	2:26.499	8	15.014	150.39
31	31		Jo MERSZEI	MAC	Dallara Opel-Spiess	2:36.455	3	24.970	140.82

Weather/Track: Sunny/Dry

Circuito Da Guia
Circuit Length = 6.1200 km.
Start: 08:15 End: 08:35

Race Director:	Stewards:	Timekeeper:
----------------	-----------	-------------

**51st Macau Grand Prix Formula 3 (FIA Intercontinental Cup)
WARM UP - SECTOR ANALYSIS**

1	Giedo van der GARDE		NED		Dallara Opel-Spiess							
1	8:14.989	225.0	1:34.118	30.657	190.4	X:00.000	5 - 24.725	258.9	1:21.435	28.346	198.1	2:14.506
2	25.172	255.3	1:31.158	29.159	196.7	2:25.489	6 - 24.708	258.3	1:22.139	28.322	198.8	2:15.169
3	24.656	259.6	1:22.914	28.704	197.4	2:16.274	7 - 24.666	258.3	1:20.887	28.307	198.8	2:13.860
4	25.008	259.6	1:23.409	28.671	196.0	2:17.088	8 - 24.711	258.3	1:23.739	28.444	198.1	2:16.894
2	Loic DUVAL		FRA		Dallara Opel-Spiess							
1	7:57.023	191.8	1:40.427	32.181	190.8	X:00.000	5 - 24.694	260.8	1:23.971	29.657	197.4	2:18.322
2	25.049	256.5	1:23.892	29.038	195.2	2:17.979	6 - 24.574	262.1	1:22.070	28.585	197.8	2:15.229
3	24.840	258.3	1:25.693	28.957	197.0	2:19.490	7 - 24.739	259.6	1:20.300	28.417	198.1	2:13.456
4	24.786	258.3	1:47.585	28.755	197.0	2:41.126	8 - 24.699	258.9	1:20.637	28.537	198.1	2:13.873
3	James ROSSITER		GBR		Dallara Opel-Spiess							
1	8:10.795	204.5	1:34.782	31.078	193.8	X:00.000	5 - 24.881	254.7	1:20.755	28.414	197.4	2:14.050
2	24.917	257.7	1:33.345	29.290	196.0	2:27.552	6 - 24.913	254.7	1:20.789	28.506	198.1	2:14.208
3	24.954	254.1	1:22.081	29.053	193.5	2:16.088	7 - 24.850	255.3	1:20.660	28.311	199.6	2:13.821
4	25.037	254.7	1:21.645	28.533	198.8	2:15.215	8 - 24.811	254.7	1:19.949	28.120	201.1	2:12.880
4	Ronnie QUINTARELLI		ITA		Dallara Toyota-Toms							
1	8:24.279	213.0	1:46.202	35.820	191.8	X:00.000	4 - 24.872	256.5	1:21.160	28.615	194.9	2:14.647
2	25.140	254.1	1:24.774	29.004	195.6	2:18.918	5 - 24.716	258.3	1:20.871	28.486	197.4	2:14.073
3	24.826	255.9	1:22.101	29.048	192.8	2:15.975	6 - 24.569	258.9	1:23.859	29.854	198.1	2:18.282
5	Naoki YOKOMIZO		JPN		Dallara Toyota-Toms							
1	7:51.270	226.4	1:32.885	29.829	190.8	X:00.000	5 - 3:01.582	236.8	1:24.878	28.595	196.7	4:55.055
2	24.837	259.6	1:26.661	35.532	191.8	2:27.030	6 - 24.672	258.9	1:21.179	28.386	197.8	2:14.237
3	24.858	258.3	1:23.116	28.790	196.0	2:16.764	7 - 24.567	258.9	1:20.397	28.345	193.8	2:13.309
4	24.711	257.7	1:23.857	43.878		2:32.446P						
6	Nico ROSBERG		GER		Dallara Opel-Spiess							
1	8:21.833	214.2	1:47.383	54.717		X:00.000P	5 - 24.390	261.5	1:19.574	28.169	200.0	2:12.133
2	1:54.128	252.9	1:24.362	28.925	197.8	3:47.415	6 - 24.310	262.1	1:20.828	28.468	200.0	2:13.606
3	24.563	259.6	1:21.463	28.272	200.0	2:14.298	7 - 24.261	262.7	1:21.007	28.310	200.3	2:13.578
4	24.452	259.6	1:20.075	28.160	199.6	2:12.687						
7	Nelson PIQUET		BRA		Dallara Honda-Mugen							
1	7:44.536	230.2	1:35.265	29.911	197.4	X:00.000	6 - 24.302	261.5	1:20.694	28.221	200.7	2:13.217
2	24.750	256.5	1:25.120	28.762	197.4	2:18.632	7 - 24.457	260.2	1:20.442	28.234	200.3	2:13.133
3	24.538	260.2	1:22.724	28.464	198.8	2:15.726	8 - 24.391	259.6	1:20.399	28.127	202.2	2:12.917
4	24.086	267.9	1:24.046	28.703	198.8	2:16.835	9 - 24.355	260.2	1:21.607	41.567		2:27.529P
5	24.321	262.7	1:24.661	28.695	200.7	2:17.677						
8	Jamie GREEN		GBR		Dallara Mercedes-HWA							
1	7:42.633	226.4	1:32.990	46.763		X:00.000P	5 - 24.517	260.2	1:20.372	28.081	200.3	2:12.970
2	1:19.101	254.1	1:24.990	28.790	197.4	3:12.881	6 - 24.392	262.1	1:21.141	29.952	199.2	2:15.485
3	24.658	260.2	1:21.905	28.385	198.5	2:14.948	7 - 24.423	262.7	1:20.019	28.088	201.1	2:12.530
4	24.533	260.2	1:21.998	28.274	198.5	2:14.805	8 - 24.426	259.6	1:19.733	27.961	200.3	2:12.120

**51st Macau Grand Prix Formula 3 (FIA Intercontinental Cup)
WARM UP - SECTOR ANALYSIS**

(contd.)

9	Alexandre PREMAT		FRA		Dallara Mercedes-HWA							
1	7:32.362	225.4	1:33.604	29.962	191.4	X:00.000	6 - 24.353	262.7	1:19.906	28.004	200.0	2:12.263
2	24.887	258.9	1:24.179	28.835	197.4	2:17.901	7 - 24.236	265.3	1:24.084	29.138	199.2	2:17.458
3	24.535	260.8	1:21.555	28.831	196.7	2:14.921	8 - 24.349	261.5	1:22.159	29.562	200.7	2:16.070
4	24.298	262.7	1:21.991	28.225	199.6	2:14.514	9 - 24.144	263.4	1:19.652	27.958	199.2	2:11.754
5	24.420	261.5	1:20.663	28.090	200.3	2:13.173						
11	Adam CARROLL		GBR		Dallara Opel-Spiess							
1	7:17.967	217.7	1:32.272	29.890	194.5	X:00.000	6 - 24.627	258.9	1:25.815	28.278	198.8	2:18.720
2	25.079	253.5	1:28.296	29.211	197.4	2:22.586	7 - 24.778	256.5	1:20.815	27.945	200.0	2:13.538
3	24.898	217.7	1:23.092	28.397	198.8	2:16.387	8 - 24.621	258.9	1:27.326	29.479	198.5	2:21.426
4	24.698	258.9	1:21.694	28.455	197.0	2:14.847	9 - 24.909	259.6	1:21.431	28.150	199.2	2:14.490
5	24.740	257.1	1:21.216	28.209	199.2	2:14.165						
12	Robert AUSTIN		GBR		Dallara Opel-Spiess							
1	7:14.802	214.2	1:34.784	30.855	193.5	X:00.000	5 - 24.725	259.6	1:21.967	28.566	198.1	2:15.258
2	25.211	262.7	1:25.235	29.035	195.2	2:19.481	6 - 24.655	259.6	1:21.612	28.413	198.8	2:14.680
3	24.700	258.9	1:22.493	28.465	197.4	2:15.658	7 - 24.561	260.2	1:21.355	28.433	197.8	2:14.349
4	24.534	260.8	2:05.922	30.678	194.9	3:01.134	8 - 24.537	261.5	1:21.694	28.441	197.8	2:14.672
14	Franck PERERA		FRA		Dallara Opel-Spiess							
1	7:43.982	216.8	1:34.988	30.390	193.5	X:00.000	6 - 24.738	261.5	1:27.353	28.824	198.1	2:20.915
2	25.135	254.1	1:25.810	28.964	196.7	2:19.909	7 - 24.598	262.1	1:20.685	28.861	196.3	2:14.144
3	24.606	261.5	1:22.313	28.679	196.3	2:15.598	8 - 24.532	262.7	1:20.583	28.409	198.1	2:13.524
4	24.515	262.1	1:27.443	29.595	196.3	2:21.553	9 - 24.339	264.0	1:21.113	28.301	200.0	2:13.753
5	24.718	258.3	1:21.058	28.392	198.5	2:14.168						
15	Katsuyuki HIRANAKA		JPN		Dallara Opel-Spiess							
1	7:08.846	231.7	1:34.959	30.116	191.1	X:00.000	6 - 24.754	258.3	1:32.855	29.018	197.0	2:26.627
2	24.974	258.3	1:25.476	29.364	193.2	2:19.814	7 - 24.597	258.9	1:26.231	28.853	197.0	2:19.681
3	24.871	257.1	1:23.421	28.912	195.6	2:17.204	8 - 24.474	262.7	1:25.055	29.106	197.8	2:18.635
4	24.744	258.9	1:22.693	28.897	196.3	2:16.334	9 - 24.405	259.6	1:27.067	30.108	197.4	2:21.580
5	24.696	258.9	1:23.399	29.720	195.6	2:17.815						
16	Matteo CRESSONI		ITA		Dallara Honda-Mugen							
1	7:10.718	213.8	1:35.989	30.125	194.5	X:00.000	6 - 24.363	262.7	1:22.211	28.887	195.2	2:15.461
2	24.887	256.5	1:25.470	28.990	196.3	2:19.347	7 - 24.718	258.9	1:22.693	28.899	198.5	2:16.310
3	24.686	259.6	1:23.749	28.724	197.8	2:17.159	8 - 24.469	258.9	1:31.638	29.569	196.7	2:25.676
4	24.597	260.2	1:23.172	28.609	198.1	2:16.378	9 - 24.435	262.7	1:28.955	29.459	198.5	2:22.849
5	24.542	259.6	1:22.903	28.816	198.8	2:16.261						
17	LEI Kit Meng		MAC		Dallara Honda-Mugen							
1	7:46.453	203.7	1:49.981	34.816	186.2	X:00.000	5 - 25.295	254.1	1:34.836	32.168	183.6	2:32.299
2	27.940	240.5	1:39.983	31.777	188.4	2:39.700	6 - 25.528	252.9	1:31.887	30.366	192.5	2:27.781
3	25.375	251.7	1:33.551	31.409	167.7	2:30.335	7 - 25.201	252.9	1:30.212	32.574	191.8	2:27.987
4	25.720	252.9	1:35.143	34.380	183.6	2:35.243	8 - 24.971	256.5	1:30.727	30.801	185.2	2:26.499

**51st Macau Grand Prix Formula 3 (FIA Intercontinental Cup)
WARM UP - SECTOR ANALYSIS**

(contd.)

18	Alvaro PARENTE		POR		Dallara Honda-Mugen								
1	6:51.711	194.2	1:33.126	50.523	X:00.000P	6	24.388	262.7	1:23.418	28.733	198.1	2:16.539	
2	55.587	251.1	1:25.547	29.217	194.2	7	24.618	259.6	1:21.045	28.339	198.8	2:14.002	
3	24.954	236.8	1:24.100	28.719	195.2	8	24.533	259.6	1:20.980	28.254	200.0	2:13.767	
4	24.666	258.9	1:24.656	28.699	198.5	9	24.540	258.9	1:20.914	28.372	200.0	2:13.826	
5	24.383	263.4	1:24.427	28.866	197.4								
19	Marko ASMER		EST		Dallara Honda-Mugen								
1	6:45.780	210.9	1:34.383	30.276	194.2	X:00.000	6	24.571	260.8	1:28.692	29.053	200.0	2:22.316
2	25.036	254.7	1:25.726	29.437	196.7	2:20.199	7	24.804	255.9	1:21.268	28.419	199.6	2:14.491
3	24.618	255.9	1:23.552	28.743	197.0	2:16.913	8	24.760	257.1	1:21.812	29.640	199.2	2:16.212
4	24.698	259.6	1:22.028	28.639	197.8	2:15.365	9	24.756	257.1	1:20.819	28.442	197.8	2:14.017
5	24.697	256.5	1:21.697	28.474	197.8	2:14.868							
20	Rodolfo AVILA		MAC		Dallara Honda-Mugen								
1	7:10.789	194.5	1:38.342	30.890	188.8	X:00.000	5	4:23.055	246.0	1:27.767	29.559	195.6	X:00.000
2	26.802	247.7	1:29.957	29.796	191.8	2:26.555	6	25.091	252.9	1:25.155	29.338	195.2	2:19.584
3	25.217	253.5	1:26.966	29.660	195.6	2:21.843	7	25.610	252.3	1:27.238	30.542	190.8	2:23.390
4	25.366	254.7	1:28.477	47.493		2:41.336P							
21	Lewis HAMILTON		GBR		Dallara Mercedes-HWA								
1	7:07.867	216.8	1:33.858	29.756	194.2	X:00.000	4	24.590	258.9	1:19.366	28.146	198.1	2:12.102
2	24.953	255.9	1:22.180	28.631	197.8	2:15.764	5	26.066	231.7	1:23.172	40.868		2:30.106P
3	24.696	256.5	1:21.226	28.231	198.5	2:14.153	6	55.993	255.3	1:20.763	38.847		2:55.603P
22	Robert KUBICA		POL		Dallara Mercedes-HWA								
1	6:41.944	195.2	1:33.929	29.637	192.8	X:00.000	6	24.528	260.2	1:19.695	28.071	200.3	2:12.294
2	24.920	258.3	1:23.628	28.752	196.3	2:17.300	7	24.500	260.8	1:19.718	31.684	199.2	2:15.902
3	24.582	262.1	1:23.098	28.587	197.8	2:16.267	8	24.520	260.8	1:20.642	28.054	200.0	2:13.216
4	24.168	267.3	1:20.880	28.192	198.8	2:13.240	9	24.505	258.9	1:19.043	27.937	200.3	2:11.485
5	24.537	260.8	1:22.121	29.206	200.3	2:15.864							
23	Richard ANTINUCCI		USA		Dallara Toyota-Toms								
1	7:47.467	227.3	1:32.991	29.685	195.6	X:00.000	6	24.492	260.8	1:20.908	28.448	198.8	2:13.848
2	24.345	267.3	1:22.982	28.887	197.4	2:16.214	7	24.484	260.2	1:20.235	28.128	199.6	2:12.847
3	24.180	264.7	1:21.816	28.541	198.8	2:14.537	8	24.374	260.8	1:20.097	28.090	200.0	2:12.561
4	24.407	263.4	1:26.495	28.417	199.6	2:19.319	9	24.251	264.7	1:29.578	45.466		2:39.295P
5	24.249	262.1	1:20.748	28.309	199.6	2:13.306							
24	Kazuki NAKAJIMA		JPN		Dallara Toyota-Toms								
1	7:51.532	230.7	1:33.859	29.885	192.8	X:00.000	6	24.389	263.4	1:23.372	28.631	198.1	2:16.392
2	24.504	264.0	1:26.004	30.354	194.9	2:20.862	7	24.353	264.0	1:22.898	29.122	196.7	2:16.373
3	24.524	261.5	1:22.935	28.888	197.8	2:16.347	8	24.455	260.8	1:20.733	28.384	199.2	2:13.572
4	24.280	260.2	1:22.452	28.704	196.3	2:15.436	9	24.412	261.5	1:21.196	28.283	200.0	2:13.891
5	24.399	262.1	1:21.497	28.453	197.4	2:14.349							

**51st Macau Grand Prix Formula 3 (FIA Intercontinental Cup)
WARM UP - SECTOR ANALYSIS**

(contd.)


25	Danny WATTS			GBR	Dallara Renault-Sodemmo								
1 -	6:39.873	229.7	1:32.806	30.036	192.1	X:00.000	6 -	24.600	260.8	1:20.798	28.225	200.0	2:13.623
2 -	25.225	254.1	1:24.555	29.050	196.3	2:18.830	7 -	24.657	259.6	1:20.831	28.299	199.2	2:13.787
3 -	24.921	257.1	1:23.445	28.713	198.1	2:17.079	8 -	24.360	264.0	1:23.278	29.573	200.3	2:17.211
4 -	24.585	260.2	1:22.233	28.762	198.5	2:15.580	9 -	24.211	263.4	1:20.692	28.213	200.3	2:13.116
5 -	24.497	262.1	1:23.652	28.935	200.0	2:17.084							
26	Lucas DI GRASSI			BRA	Dallara Renault-Sodemmo								
1 -	6:47.988	213.4	1:33.763	30.460	191.1	X:00.000	6 -	24.523	260.2	1:20.859	28.099	198.8	2:13.481
2 -	24.831	258.3	1:24.702	29.194	196.7	2:18.727	7 -	24.503	260.8	1:20.500	28.367	195.2	2:13.370
3 -	24.272	258.3	1:21.913	28.581	196.3	2:14.766	8 -	24.486	260.8	1:21.512	28.364	198.1	2:14.362
4 -	24.624	259.6	1:21.501	28.439	198.5	2:14.564	9 -	24.538	257.7	1:22.027	28.285	198.8	2:14.850
5 -	24.554	259.6	1:21.003	28.577	197.4	2:14.134							
27	Ho Pin TUNG			NED	Dallara Renault-Sodemmo								
1 -	6:44.824	164.3	1:36.394	48.267		X:00.000P	5 -	24.896	256.5	1:23.693	30.160	192.5	2:18.749
2 -	3:10.905	250.5	1:28.659	29.695	191.4	X:00.000	6 -	24.812	257.1	1:24.001	29.967	193.2	2:18.780
3 -	25.210	254.1	1:26.438	29.065	194.9	2:20.713	7 -	24.956	260.2	1:23.650	29.016	195.6	2:17.622
4 -	25.028	253.5	1:24.675	28.864	196.7	2:18.567	8 -	24.783	256.5	1:22.625	28.663	197.8	2:16.071
28	Christian JONES			AUS	Dallara Toyota-Toms								
1 -	7:48.822	223.6	1:34.204	29.919	193.2	X:00.000	6 -	24.934	255.3	1:23.425	28.718	197.8	2:17.077
2 -	25.237	254.1	1:25.827	29.121	193.8	2:20.185	7 -	24.606	259.6	1:21.768	28.267	201.4	2:14.641
3 -	25.151	252.9	1:24.717	29.070	196.3	2:18.938	8 -	24.597	258.9	1:23.411	29.122	197.8	2:17.130
4 -	25.053	258.3	1:23.161	28.541	197.0	2:16.755	9 -	24.703	258.9	1:27.753	31.376	188.4	2:23.832
5 -	24.841	256.5	1:22.625	28.598	197.8	2:16.064							
29	Michael HO.			MAC	Dallara Toyota-Toms								
1 -	7:54.949	177.3	1:42.056	32.178	188.8	X:00.000	5 -	25.024	254.7	1:27.073	29.219	197.8	2:21.316
2 -	27.155	242.6	1:30.448	30.127	193.8	2:27.730	6 -	25.066	250.0	1:38.180	34.036	190.1	2:37.282
3 -	25.166	253.5	1:28.063	29.978	178.2	2:23.207	7 -	25.321	254.1	1:31.983	32.608	190.1	2:29.912
4 -	27.438	252.3	1:27.241	29.346	196.3	2:24.025	8 -	25.237	249.4	1:35.234	47.851		2:48.322P
30	Fabio CARBONE			BRA	Dallara Nissan-Tomei								
1 -	6:40.822	208.0	1:33.859	29.245	196.0	X:00.000	5 -	24.379	262.1	1:25.726	42.974		2:33.079P
2 -	24.939	256.5	1:24.260	28.785	197.4	2:17.984	6 -	2:14.593	252.9	1:28.375	28.680	197.0	4:11.648
3 -	24.506	258.9	1:22.193	28.509	198.8	2:15.208	7 -	24.579	260.2	1:28.374	28.346	201.1	2:21.299
4 -	24.682	258.9	1:21.816	29.390	199.6	2:15.888	8 -	24.569	258.9	1:20.408	28.670	194.5	2:13.647
31	Jo MERSZEI			MAC	Dallara Opel-Spiess								
1 -	7:54.440	163.8	1:49.718	35.816	161.9	X:00.000	3 -	27.637	228.3	1:46.353	52.111		3:06.101P
2 -	28.038	236.3	1:36.527	31.890	185.8	2:36.455							
32	Daisuke IKEDA			JPN	Dallara Opel-Spiess								
1 -	6:42.277	169.8	1:37.371	33.623	179.4	X:00.000	6 -	24.800	257.1	1:25.385	29.317	198.8	2:19.502
2 -	26.234	245.4	1:27.174	29.442	194.5	2:22.850	7 -	24.802	255.9	1:21.049	28.671	195.2	2:14.522
3 -	24.889	256.5	1:24.506	29.095	197.0	2:18.490	8 -	24.837	257.7	1:20.847	28.487	199.6	2:14.171
4 -	24.815	257.1	1:22.840	28.955	198.8	2:16.610	9 -	24.580	258.9	1:23.841	28.885	199.2	2:17.306
5 -	24.710	257.7	1:22.083	28.715	198.8	2:15.508							



**51st Macau Grand Prix Formula 3 (FIA Intercontinental Cup)
WARM UP - SECTOR ANALYSIS**


(contd.)

33	Marchy LEE			HKG			Dallara Honda-Mugen					
1	- 6:37.216	185.2	1:41.169	30.572	190.8	X:00.000	4 - 25.051	255.3	1:23.875	29.342	194.5	2:18.268
2	- 25.459	250.0	1:26.274	29.623	193.2	2:21.356	5 - 25.066	254.1	1:40.173	58.489		3:03.728P
3	- 25.951	250.5	1:24.883	29.357	193.8	2:20.191						



51st Macau Grand Prix Formula 3 (FIA Intercontinental Cup) WARM UP - SPEED TRAPS - FINISH LINE

POS	NO	CL	NAME	NAT	CAR	KPH
1	7		Nelson PIQUET	BRA	Dallara Honda-Mugen	202.2
2	28		Christian JONES	AUS	Dallara Toyota-Toms	201.4
3	3		James ROSSITER	GBR	Dallara Opel-Spiess	201.1
4	30		Fabio CARBONE	BRA	Dallara Nissan-Tomei	201.1
5	8		Jamie GREEN	GBR	Dallara Mercedes-HWA	201.1
6	9		Alexandre PREMAT	FRA	Dallara Mercedes-HWA	200.7
7	6		Nico ROSBERG	GER	Dallara Opel-Spiess	200.3
8	25		Danny WATTS	GBR	Dallara Renault-Sodemo	200.3
9	22		Robert KUBICA	POL	Dallara Mercedes-HWA	200.3
10	14		Franck PERERA	FRA	Dallara Opel-Spiess	200.0
11	24		Kazuki NAKAJIMA	JPN	Dallara Toyota-Toms	200.0
12	18		Alvaro PARENTE	POR	Dallara Honda-Mugen	200.0
13	23		Richard ANTINUCCI	USA	Dallara Toyota-Toms	200.0
14	11		Adam CARROLL	GBR	Dallara Opel-Spiess	200.0
15	19		Marko ASMER	EST	Dallara Honda-Mugen	200.0
16	32		Daisuke IKEDA	JPN	Dallara Opel-Spiess	199.6
17	1		Giedo van der GARDE	NED	Dallara Opel-Spiess	198.8
18	12		Robert AUSTIN	GBR	Dallara Opel-Spiess	198.8
19	26		Lucas DI GRASSI	BRA	Dallara Renault-Sodemo	198.8
20	16		Matteo CRESSONI	ITA	Dallara Honda-Mugen	198.8
21	21		Lewis HAMILTON	GBR	Dallara Mercedes-HWA	198.5
22	2		Loic DUVAL	FRA	Dallara Opel-Spiess	198.1
23	4		Ronnie QUINTARELLI	ITA	Dallara Toyota-Toms	198.1
24	27		Ho Pin TUNG	NED	Dallara Renault-Sodemo	197.8
25	15		Katsuyuki HIRANAKA	JPN	Dallara Opel-Spiess	197.8
26	5		Naoki YOKOMIZO	JPN	Dallara Toyota-Toms	197.8
27	29		Michael HO.	MAC	Dallara Toyota-Toms	197.8
28	20		Rodolfo AVILA	MAC	Dallara Honda-Mugen	195.6
29	33		Marchy LEE	HKG	Dallara Honda-Mugen	194.5
30	17		LEI Kit Meng	MAC	Dallara Honda-Mugen	192.5
31	31		Jo MERSZEI	MAC	Dallara Opel-Spiess	185.8



51st Macau Grand Prix Formula 3 (FIA Intercontinental Cup) WARM UP - SPEED TRAPS - SECTOR 1

(contd.)

POS	NO	CL	NAME	NAT	CAR	KPH
1	7		Nelson PIQUET	BRA	Dallara Honda-Mugen	267.9
2	22		Robert KUBICA	POL	Dallara Mercedes-HWA	267.3
3	23		Richard ANTINUCCI	USA	Dallara Toyota-Toms	267.3
4	9		Alexandre PREMAT	FRA	Dallara Mercedes-HWA	265.3
5	14		Franck PERERA	FRA	Dallara Opel-Spiess	264.0
6	25		Danny WATTS	GBR	Dallara Renault-Sodemo	264.0
7	24		Kazuki NAKAJIMA	JPN	Dallara Toyota-Toms	264.0
8	18		Alvaro PARENTE	POR	Dallara Honda-Mugen	263.4
9	6		Nico ROSBERG	GER	Dallara Opel-Spiess	262.7
10	15		Katsuyuki HIRANAKA	JPN	Dallara Opel-Spiess	262.7
11	8		Jamie GREEN	GBR	Dallara Mercedes-HWA	262.7
12	16		Matteo CRESSONI	ITA	Dallara Honda-Mugen	262.7
13	12		Robert AUSTIN	GBR	Dallara Opel-Spiess	262.7
14	2		Loic DUVAL	FRA	Dallara Opel-Spiess	262.1
15	30		Fabio CARBONE	BRA	Dallara Nissan-Tomei	262.1
16	26		Lucas DI GRASSI	BRA	Dallara Renault-Sodemo	260.8
17	19		Marko ASMER	EST	Dallara Honda-Mugen	260.8
18	27		Ho Pin TUNG	NED	Dallara Renault-Sodemo	260.2
19	4		Ronnie QUINTARELLI	ITA	Dallara Toyota-Toms	260.2
20	11		Adam CARROLL	GBR	Dallara Opel-Spiess	259.6
21	28		Christian JONES	AUS	Dallara Toyota-Toms	259.6
22	1		Giedo van der GARDE	NED	Dallara Opel-Spiess	259.6
23	5		Naoki YOKOMIZO	JPN	Dallara Toyota-Toms	259.6
24	32		Daisuke IKEDA	JPN	Dallara Opel-Spiess	258.9
25	21		Lewis HAMILTON	GBR	Dallara Mercedes-HWA	258.9
26	3		James ROSSITER	GBR	Dallara Opel-Spiess	257.7
27	17		LEI Kit Meng	MAC	Dallara Honda-Mugen	256.5
28	33		Marchy LEE	HKG	Dallara Honda-Mugen	255.3
29	29		Michael HO.	MAC	Dallara Toyota-Toms	254.7
30	20		Rodolfo AVILA	MAC	Dallara Honda-Mugen	254.7
31	31		Jo MERSZEI	MAC	Dallara Opel-Spiess	236.3



**51st Macau Grand Prix Formula 3 (FIA Intercontinental Cup)
FORMULA 3 WARM-UP - BEST SECTOR TIMES**

SECTOR 1				SECTOR 2				SECTOR 3				IDEAL / BEST COMPARISON			
POS	NO	NAME	TIME	NO	NAME	TIME	NO	NAME	TIME	POS	NO	NAME	IDEAL	BEST	DIFF
1	7	PIQUET	24.086	22	KUBICA	1:19.043	22	KUBICA	27.937	1	22	KUBICA	2:11.148	2:11.485	0.337
2	9	PREMAT	24.144	21	HAMILTON	1:19.366	11	CARROLL	27.945	2	9	PREMAT	2:11.754	2:11.754	0.000
3	22	KUBICA	24.168	6	ROSBERG	1:19.574	9	PREMAT	27.958	3	6	ROSBERG	2:11.995	2:12.133	0.138
4	23	ANTINUCCI	24.180	9	PREMAT	1:19.652	8	GREEN	27.961	4	8	GREEN	2:12.086	2:12.120	0.034
5	25	WATTS	24.211	8	GREEN	1:19.733	23	ANTINUCCI	28.090	5	21	HAMILTON	2:12.102	2:12.102	0.000
6	6	ROSBERG	24.261	3	ROSSITER	1:19.949	26	GRASSI	28.099	6	23	ANTINUCCI	2:12.367	2:12.561	0.194
7	26	GRASSI	24.272	23	ANTINUCCI	1:20.097	3	ROSSITER	28.120	7	7	PIQUET	2:12.612	2:12.917	0.305
8	24	NAKAJIMA	24.280	2	DUVAL	1:20.300	7	PIQUET	28.127	8	26	GRASSI	2:12.871	2:13.370	0.499
9	14	PERERA	24.339	5	YOKOMIZO	1:20.397	21	HAMILTON	28.146	9	3	ROSSITER	2:12.880	2:12.880	0.000
10	16	CRESSONI	24.363	7	PIQUET	1:20.399	6	ROSBERG	28.160	10	25	WATTS	2:13.116	2:13.116	0.000
11	30	CARBONE	24.379	30	CARBONE	1:20.408	25	WATTS	28.213	11	30	CARBONE	2:13.133	2:13.647	0.514
12	18	PARENTE	24.383	26	GRASSI	1:20.500	18	PARENTE	28.254	12	14	PERERA	2:13.223	2:13.524	0.301
13	8	GREEN	24.392	14	PERERA	1:20.583	28	JONES	28.267	13	2	DUVAL	2:13.291	2:13.456	0.165
14	15	HIRANAKA	24.405	25	WATTS	1:20.692	24	NAKAJIMA	28.283	14	24	NAKAJIMA	2:13.296	2:13.572	0.276
15	12	AUSTIN	24.534	24	NAKAJIMA	1:20.733	14	PERERA	28.301	15	5	YOKOMIZO	2:13.309	2:13.309	0.000
16	5	YOKOMIZO	24.567	11	CARROLL	1:20.815	1	GARDE	28.307	16	11	CARROLL	2:13.381	2:13.538	0.157
17	4	QUINTARELLI	24.569	19	ASMER	1:20.819	5	YOKOMIZO	28.345	17	18	PARENTE	2:13.551	2:13.767	0.216
18	19	ASMER	24.571	32	IKEDA	1:20.847	30	CARBONE	28.346	18	19	ASMER	2:13.809	2:14.017	0.208
19	2	DUVAL	24.574	4	QUINTARELLI	1:20.871	12	AUSTIN	28.413	19	1	GARDE	2:13.850	2:13.860	0.010
20	32	IKEDA	24.580	1	GARDE	1:20.887	2	DUVAL	28.417	20	32	IKEDA	2:13.914	2:14.171	0.257
21	21	HAMILTON	24.590	18	PARENTE	1:20.914	19	ASMER	28.419	21	4	QUINTARELLI	2:13.926	2:14.073	0.147
22	28	JONES	24.597	12	AUSTIN	1:21.355	4	QUINTARELLI	28.486	22	12	AUSTIN	2:14.302	2:14.349	0.047
23	11	CARROLL	24.621	28	JONES	1:21.768	32	IKEDA	28.487	23	28	JONES	2:14.632	2:14.641	0.009
24	1	GARDE	24.656	16	CRESSONI	1:22.211	16	CRESSONI	28.609	24	16	CRESSONI	2:15.183	2:15.461	0.278
25	27	TUNG	24.783	27	TUNG	1:22.625	27	TUNG	28.663	25	15	HIRANAKA	2:15.951	2:16.334	0.383
26	3	ROSSITER	24.811	15	HIRANAKA	1:22.693	15	HIRANAKA	28.853	26	27	TUNG	2:16.071	2:16.071	0.000
27	17	LEI	24.971	33	LEE	1:23.875	29	HO_	29.219	27	33	LEE	2:18.268	2:18.268	0.000
28	29	HO_	25.024	20	AVILA	1:25.155	20	AVILA	29.338	28	20	AVILA	2:19.584	2:19.584	0.000
29	33	LEE	25.051	29	HO_	1:27.073	33	LEE	29.342	29	29	HO_	2:21.316	2:21.316	0.000
30	20	AVILA	25.091	17	LEI	1:30.212	17	LEI	30.366	30	17	LEI	2:25.549	2:26.499	0.950
31	31	MERSZEI	27.637	31	MERSZEI	1:36.527	31	MERSZEI	31.890	31	31	MERSZEI	2:36.054	2:36.455	0.401
													Perfect Lap		2:11.066

Weather/Track: Sunny/Dry

Guia - Macau
Circuit Length = 6.21 km
Start: 08:15 End: 08:35



51st Macau Grand Prix Formula 3 (FIA Intercontinental Cup)
GRID

ROW 16	20	AVILA	27	TUNG
ROW 15	33	LEE	24	NAKAJIMA
ROW 14	7	PIQUET	23	ANTINUCCI
ROW 13	31	MERSZEI	17	LEI
ROW 12	29	HO.	28	JONES
ROW 11	1	GARDE	16	CRESSONI
ROW 10	19	ASMER	32	IKEDA
ROW 9	18	PARENTE	4	QUINTARELLI
ROW 8	5	YOKOMIZO	12	AUSTIN
ROW 7	15	HIRANAKA	14	PERERA
ROW 6	11	CARROLL	25	WATTS
ROW 5	3	ROSSITER	26	DI GRASSI
ROW 4	2	DUVAL	30	CARBONE
ROW 3	8	GREEN	22	KUBICA
ROW 2	9	PREMAT	6	ROSBERG
ROW 1	21	HAMILTON		

POLE

Circuito Da Guia
Circuit Length = 6.1200 km.

Weather/Track: Sunny/Dry

Race Director:	Stewards:	Timekeeper:
----------------	-----------	-------------




51st Macau Grand Prix Formula 3 (FIA Intercontinental Cup) RACE CLASSIFICATION

POS	NO	CL	NAME	NAT	CAR	TIME	LAPS	GAP	KPH	BEST
1	9		Alexandre PREMAT	FRA	Dallara Mercedes-HWA	37:13.731	11		108.49	2:13.433
2	22		Robert KUBICA	POL	Dallara Mercedes-HWA	37:14.406	11	0.675	108.46	2:13.215
3	26		Lucas DI GRASSI	BRA	Dallara Renault-Sodemo	37:14.909	11	1.178	108.43	2:15.827
4	30		Fabio CARBONE	BRA	Dallara Nissan-Tomei	37:15.153	11	1.422	108.42	2:15.264
5	14		Franck PERERA	FRA	Dallara Opel-Spiess	37:15.553	11	1.822	108.40	2:14.898
6	11		Adam CARROLL	GBR	Dallara Opel-Spiess	37:15.950	11	2.219	108.38	2:14.892
7	12		Robert AUSTIN	GBR	Dallara Opel-Spiess	37:17.195	11	3.464	108.32	2:14.916
8	4		Ronnie QUINTARELLI	ITA	Dallara Toyota-Toms	37:17.364	11	3.633	108.32	2:15.006
9	23		Richard ANTINUCCI	USA	Dallara Toyota-Toms	37:18.032	11	4.301	108.28	2:13.985
10	7		Nelson PIQUET	BRA	Dallara Honda-Mugen	37:19.098	11	5.367	108.23	2:14.263
11	19		Marko ASMER	EST	Dallara Honda-Mugen	37:19.885	11	6.154	108.19	2:16.658
12	25		Danny WATTS	GBR	Dallara Renault-Sodemo	37:20.194	11	6.463	108.18	2:14.498
13	24		Kazuki NAKAJIMA	JPN	Dallara Toyota-Toms	37:20.511	11	6.780	108.16	2:15.485
14	21		Lewis HAMILTON	GBR	Dallara Mercedes-HWA	37:20.998	11	7.267	108.14	2:13.869
15	1		Giedo van der GARDE	NED	Dallara Opel-Spiess	37:21.421	11	7.690	108.12	2:16.793
16	27		Ho Pin TUNG	NED	Dallara Renault-Sodemo	37:21.847	11	8.116	108.10	2:17.851
17	28		Christian JONES	AUS	Dallara Toyota-Toms	37:22.236	11	8.505	108.08	2:18.115
18	33		Marchy LEE	HKG	Dallara Honda-Mugen	37:22.805	11	9.074	108.05	2:17.494
19	17		LEI Kit Meng	MAC	Dallara Honda-Mugen	37:25.928	11	12.197	107.90	2:24.504
20	8		Jamie GREEN	GBR	Dallara Mercedes-HWA	37:25.966	11	12.235	107.90	2:14.245
21	31		Jo MERSZEI	MAC	Dallara Opel-Spiess	37:27.771	11	14.040	107.81	2:29.195
22	5		Naoki YOKOMIZO	JPN	Dallara Toyota-Toms	32:47.472	10	1 LAP	111.98	2:15.260
23	15		Katsuyuki HIRANAKA	JPN	Dallara Opel-Spiess	37:23.106	10	1 LAP	98.22	2:16.384
NOT CLASSIFIED										
32			Daisuke IKEDA	JPN	Dallara Opel-Spiess	24:53.722	8	D.N.F.	117.99	2:15.900
20			Rodolfo AVILA	MAC	Dallara Honda-Mugen	25:07.858	8	D.N.F.	116.89	2:19.572
29			Michael HO.	MAC	Dallara Toyota-Toms	25:08.764	8	D.N.F.	116.82	2:19.194
16			Matteo CRESSONI	ITA	Dallara Honda-Mugen	5:44.317	2	D.N.F.	127.97	2:32.945
6			Nico ROSBERG	GER	Dallara Opel-Spiess	2:20.436	1	D.N.F.	156.88	2:20.436
18			Alvaro PARENTE	POR	Dallara Honda-Mugen	2:30.475	1	D.N.F.	146.41	2:30.475
3			James ROSSITER	GBR	Dallara Opel-Spiess		0	D.N.F.	N/A	
2			Loic DUVAL	FRA	Dallara Opel-Spiess		0	D.N.F.	N/A	
FASTEST LAP										
22			Robert KUBICA		Dallara Mercedes-HWA	2:13.215	9	165.38kph	102.76mph	

Weather/Track: Sunny/Dry


 Circuito Da Guia
 Circuit Length = 6.1200 km.
 Start: 15:50 End: 16:32

Race Director:	Stewards:	Timekeeper:
----------------	-----------	-------------



**51st Macau Grand Prix Formula 3 (FIA Intercontinental Cup)
LAP CHART**

Lap 1			Lap 2			Lap 3			Lap 4			Lap 5		
No	Behind	Laptime	No	Behind	Laptime	No	Behind	Laptime	No	Behind	Laptime	No	Behind	Laptime
6		2:20.436	9		2:15.895	9		2:31.240	9		5:19.985	9		5:21.630
21	0.860	2:21.296	22	0.394	2:15.641	22	2.438	2:33.284	22	1.329	5:18.876	22	1.096	5:21.397
9	2.084	2:22.520	8	1.364	2:14.973	8	9.270	2:39.146	8	2.283	5:12.998	8	1.490	5:20.837
22	2.732	2:23.168	26	3.459	2:17.309	26	10.583	2:38.364	26	3.137	5:12.539	26	2.110	5:20.603
26	4.129	2:24.565	30	3.883	2:16.949	30	14.713	2:42.070	30	4.525	5:09.797	30	2.265	5:19.370
8	4.370	2:24.806	14	4.583	2:16.827	14	15.806	2:42.463	14	5.424	5:09.603	14	2.750	5:18.956
30	4.913	2:25.349	11	5.413	2:16.863	11	16.629	2:42.456	11	7.355	5:10.711	11	2.956	5:17.231
14	5.735	2:26.171	12	6.327	2:16.432	12	18.193	2:43.106	12	8.843	5:10.635	12	3.573	5:16.360
25	6.465	2:26.901	4	7.413	2:16.981	4	20.130	2:43.957	4	10.481	5:10.336	4	3.961	5:15.110
11	6.529	2:26.965	5	8.779	2:16.865	5	21.644	2:44.105	5	12.070	5:10.411	5	4.487	5:14.047
15	7.563	2:27.999	19	14.018	2:21.438	19	24.119	2:41.341	19	13.752	5:09.618	19	5.058	5:12.936
12	7.874	2:28.310	1	15.501	2:21.517	1	24.879	2:40.618	1	14.418	5:09.524	1	5.383	5:12.595
4	8.411	2:28.847	32	18.907	2:24.872	23	27.270	2:39.178	23	15.374	5:08.089	23	6.040	5:12.296
5	9.893	2:30.329	23	19.332	2:22.921	7	28.903	2:40.234	7	16.725	5:07.807	7	6.678	5:11.583
18	10.039	2:30.475	7	19.909	2:24.894	32	31.378	2:43.711	32	17.662	5:06.269	32	8.079	5:12.047
19	10.559	2:30.995	28	21.091	2:24.875	24	31.885	2:41.583	24	18.909	5:07.009	24	8.405	5:11.126
1	11.963	2:32.399	24	21.542	2:24.010	28	34.460	2:44.609	28	21.509	5:07.034	28	9.420	5:09.541
32	12.014	2:32.450	25	22.322	2:33.836	25	34.956	2:43.874	25	22.456	5:07.485	25	9.597	5:08.771
16	12.509	2:32.945	33	23.871	2:23.995	33	37.134	2:44.503	33	23.597	5:06.448	33	10.125	5:08.158
7	12.994	2:33.430	29	26.694	2:27.221	27	44.325	2:48.627	27	24.980	5:00.640	27	10.359	5:07.009
28	14.195	2:34.631	27	26.938	2:26.602	29	45.734	2:50.280	29	25.922	5:00.173	29	11.286	5:06.994
23	14.390	2:34.826	20	29.050	2:27.394	20	47.712	2:49.902	20	27.356	4:59.629	20	11.715	5:05.989
24	15.511	2:35.947	21	39.407	2:56.526	21	47.943	2:39.776	21	29.374	5:01.416	21	11.914	5:04.170
29	17.452	2:37.888	17	41.243	2:35.675	17	55.656	2:45.653	17	30.365	4:54.694	17	13.045	5:04.310
33	17.855	2:38.291	31	54.739	2:40.987	31	1:12.609	2:49.110	31	31.974	4:39.350	15	1 LAP	5:01.989
27	18.315	2:38.751	16	1:05.902	3:11.372P				15	1 LAP	7:16.896	31	15.914	5:05.570
20	19.635	2:40.071	15	1:07.474	3:17.890P									
17	23.547	2:43.983												
31	31.731	2:52.167												



**51st Macau Grand Prix Formula 3 (FIA Intercontinental Cup)
LAP CHART**

(contd.)

Lap 6			Lap 7			Lap 8			Lap 9			Lap 10		
No	Behind	Laptime	No	Behind	Laptime	No	Behind	Laptime	No	Behind	Laptime	No	Behind	Laptime
9		2:16.211	9		2:14.233	9		2:13.644	9		2:13.433	9		5:44.228
8	1.056	2:15.777	8	1.068	2:14.245	22	2.172	2:14.099	22	1.954	2:13.215	22	1.555	5:43.829
22	1.771	2:16.886	22	1.717	2:14.179	8	2.651	2:15.227	26	11.284	2:16.859	26	2.743	5:35.687
26	3.877	2:17.978	26	5.675	2:16.031	26	7.858	2:15.827	30	12.806	2:17.957	30	4.654	5:36.076
30	4.571	2:18.517	30	6.662	2:16.324	30	8.282	2:15.264	14	13.124	2:17.825	14	6.631	5:37.735
11	5.446	2:18.701	14	7.478	2:15.789	14	8.732	2:14.898	11	15.163	2:18.890	11	7.633	5:36.698
14	5.922	2:19.383	11	8.458	2:17.245	11	9.706	2:14.892	12	16.679	2:19.661	12	11.005	5:38.554
12	6.363	2:19.001	12	9.179	2:17.049	12	10.451	2:14.916	4	17.266	2:19.712	4	12.969	5:39.931
4	6.825	2:19.075	4	9.625	2:17.033	4	10.987	2:15.006	5	18.595	2:20.176	5	14.453	5:40.086
5	7.582	2:19.306	5	10.236	2:16.887	5	11.852	2:15.260	23	19.497	2:20.480	23	15.967	5:40.698
19	8.981	2:20.134	19	11.819	2:17.071	23	12.450	2:13.985	7	20.333	2:20.468	7	18.424	5:42.319
23	10.238	2:20.409	23	12.109	2:16.104	7	13.298	2:14.263	19	21.293	2:19.893	19	19.580	5:42.515
1	10.252	2:21.080	7	12.679	2:16.350	19	14.833	2:16.658	25	21.950	2:19.501	25	21.265	5:43.543
7	10.562	2:20.095	24	13.486	2:16.177	24	15.327	2:15.485	24	23.696	2:21.802	24	22.445	5:42.977
24	11.542	2:19.348	1	14.717	2:18.698	25	15.882	2:14.498	21	24.359	2:18.647	21	23.633	5:43.502
32	12.196	2:20.328	25	15.028	2:16.701	1	17.866	2:16.793	1	25.306	2:20.873	1	24.734	5:43.656
25	12.560	2:19.174	32	16.108	2:18.145	32	18.364	2:15.900	27	32.100	2:22.429	27	26.175	5:38.303
28	13.772	2:20.563	28	18.130	2:18.591	21	19.145	2:13.869	28	34.458	2:25.290	28	27.922	5:37.692
27	14.983	2:20.835	27	18.601	2:17.851	28	22.601	2:18.115	33	35.428	2:24.735	33	28.516	5:37.316
33	16.118	2:22.204	21	18.920	2:17.005	27	23.104	2:18.147	15	1 LAP	2:21.847	15	1 LAP	5:37.735
21	16.148	2:20.445	33	20.276	2:18.391	33	24.126	2:17.494	8	37.304	2:48.086P	17	31.090	5:02.968
20	19.561	2:24.057	15	1 LAP	2:18.935	15	1 LAP	2:16.384	17	1:12.350	2:40.042	8	33.826	5:40.750
29	20.292	2:25.217	20	26.572	2:21.244	20	32.500	2:19.572	31	1:39.510	2:45.055	31	34.568	4:39.286
15	1 LAP	2:23.223	29	27.856	2:21.797	29	33.406	2:19.194						
17	23.942	2:27.108	17	34.881	2:25.172	17	45.741	2:24.504						
31	34.855	2:35.152	31	52.337	2:31.715	31	1:07.888	2:29.195						



**51st Macau Grand Prix Formula 3 (FIA Intercontinental Cup)
LAP CHART**

(contd.)

Lap 11			Lap 12			Lap 13			Lap 14			Lap 15		
No	Behind	Laptime	No	Behind	Laptime	No	Behind	Laptime	No	Behind	Laptime	No	Behind	Laptime
9		4:40.712												
22	0.675	4:39.832												
26	1.178	4:39.147												
30	1.422	4:37.480												
14	1.822	4:35.903												
11	2.219	4:35.298												
12	3.464	4:33.171												
4	3.633	4:31.376												
23	4.301	4:29.046												
7	5.367	4:27.655												
19	6.154	4:27.286												
25	6.463	4:25.910												
24	6.780	4:25.047												
21	7.267	4:24.346												
1	7.690	4:23.668												
27	8.116	4:22.653												
28	8.505	4:21.295												
33	9.074	4:21.270												
15	1 LAP	4:20.208												
17	12.197	4:21.819												
8	12.235	4:19.121												
31	14.040	4:20.184												

**51st Macau Grand Prix Formula 3 (FIA Intercontinental Cup)
SECTOR ANALYSIS**

1	Giedo van der GARDE		NED		Dallara Opel-Spiess				
1 -	33.823 242.6	1:29.514	29.062 194.9	2:32.399	7 -	25.513 252.3	1:24.423	28.762 196.0	2:18.698
2 -	24.681 262.1	1:27.757	29.079 195.2	2:21.517	8 -	24.817 261.5	1:23.365	28.611 196.7	2:16.793
3 -	24.702 260.8	1:40.603	35.313 112.6	2:40.618	9 -	24.649 260.2	1:25.635	30.589 175.8	2:20.873
4 -	59.842	2:50.924	1:18.758	X:00.000	10 -	57.869	3:11.420	1:34.367	X:00.000
5 -	1:33.537	2:54.527	44.531 194.9	X:00.000	11 -	1:35.099	2:10.160	38.409 195.6	4:23.668
6 -	24.547 264.7	1:27.052	29.481 180.9	2:21.080					
2	Loic DUVAL		FRA		Dallara Opel-Spiess				
3	James ROSSITER		GBR		Dallara Opel-Spiess				
4	Ronnie QUINTARELLI		ITA		Dallara Toyota-Toms				
1 -	31.994 230.7	1:27.945	28.908 198.8	2:28.847	7 -	24.061 265.3	1:24.385	28.587 199.2	2:17.033
2 -	24.122 261.5	1:24.139	28.720 197.4	2:16.981	8 -	23.974 263.4	1:22.645	28.387 200.3	2:15.006
3 -	24.336 264.0	1:44.594	35.027 115.7	2:43.957	9 -	24.039 268.6	1:24.271	31.402 121.0	2:19.712
4 -	1:00.449	2:50.854	1:19.033 88.5	X:00.000	10 -	55.525	3:09.519	1:34.887	X:00.000
5 -	1:30.865	2:57.316	46.929 196.0	X:00.000	11 -	1:36.921	2:11.013	43.442 193.2	4:31.376
6 -	24.275 251.1	1:26.069	28.731 199.6	2:19.075					
5	Naoki YOKOMIZO		JPN		Dallara Toyota-Toms				
1 -	32.287 252.9	1:28.280	29.762 186.2	2:30.329	6 -	24.438 261.5	1:25.977	28.891 196.7	2:19.306
2 -	24.809 261.5	1:23.196	28.860 196.7	2:16.865	7 -	24.288 264.0	1:23.927	28.672 196.0	2:16.887
3 -	24.374 264.0	1:44.078	35.653 139.3	2:44.105	8 -	24.259 265.3	1:22.565	28.436 197.8	2:15.260
4 -	1:00.634	2:50.618	1:19.159	X:00.000	9 -	24.243 266.6	1:23.734	32.199 143.8	2:20.176
5 -	1:33.055	2:55.623	45.369 193.2	X:00.000	10 -	55.030	3:11.406	1:33.650	X:00.000
6	Nico ROSBERG		GER		Dallara Opel-Spiess				
1 -	29.991 255.9	1:21.853	28.592 197.0	2:20.436					
7	Nelson PIQUET		BRA		Dallara Honda-Mugen				
1 -	35.534 241.6	1:28.985	28.911 199.2	2:33.430	7 -	24.455 264.7	1:23.516	28.379 199.6	2:16.350
2 -	24.119 260.8	1:31.950	28.825 199.6	2:24.894	8 -	24.060 269.3	1:21.915	28.288 200.3	2:14.263
3 -	24.232 261.5	1:46.074	29.928 183.9	2:40.234	9 -	24.184 264.7	1:23.451	32.833 160.4	2:20.468
4 -	58.964	2:54.539	1:14.304	X:00.000	10 -	56.645	3:13.091	1:32.583	X:00.000
5 -	1:35.242	2:53.740	42.601 195.6	X:00.000	11 -	1:35.026	2:11.779	40.850 194.2	4:27.655
6 -	24.407 264.0	1:27.086	28.602 200.3	2:20.095					
8	Jamie GREEN		GBR		Dallara Mercedes-HWA				
1 -	30.453 262.1	1:25.673	28.680 196.7	2:24.806	7 -	24.429 261.5	1:21.578	28.238 198.8	2:14.245
2 -	24.325 265.3	1:22.264	28.384 197.8	2:14.973	8 -	24.370 262.1	1:20.937	29.920 184.9	2:15.227
3 -	24.290 263.4	1:42.754	32.102 184.3	2:39.146	9 -	26.068 249.4	1:36.726	45.292	2:48.086P
4 -	1:01.192	2:54.417	1:17.389 74.7	X:00.000	10 -	1:16.055 173.3	2:54.548	1:30.147	X:00.000
5 -	1:28.376	3:01.531	50.930 194.9	X:00.000	11 -	1:38.546	2:06.369	34.206 179.4	4:19.121
6 -	24.428 263.4	1:22.898	28.451 196.7	2:15.777					

**51st Macau Grand Prix Formula 3 (FIA Intercontinental Cup)
SECTOR ANALYSIS**

(contd.)

9	Alexandre PREMAT		FRA		Dallara Mercedes-HWA				
1 -	30.105 257.7	1:23.768	28.647 197.0	2:22.520	7 -	24.672 260.2	1:21.115	28.446 197.4	2:14.233
2 -	24.464 264.7	1:22.812	28.619 197.0	2:15.895	8 -	24.593 260.8	1:20.773	28.278 198.5	2:13.644
3 -	24.585 261.5	1:34.814	31.841 180.9	2:31.240	9 -	24.534 261.5	1:20.607	28.292 198.1	2:13.433
4 -	1:08.025	2:54.448	1:17.512	X:00.000	10 -	1:00.928	3:14.350	1:28.950	X:00.000
5 -	1:27.564	3:01.128	52.938 193.8	X:00.000	11 -	1:39.092	2:15.616	46.004 193.2	4:40.712
6 -	24.889 259.6	1:22.867	28.455 196.7	2:16.211					
11	Adam CARROLL		GBR		Dallara Opel-Spiess				
1 -	31.350 213.8	1:26.911	28.704 195.2	2:26.965	7 -	24.772 258.3	1:23.960	28.513 197.8	2:17.245
2 -	24.657 261.5	1:23.674	28.532 197.8	2:16.863	8 -	24.517 261.5	1:22.075	28.300 199.2	2:14.892
3 -	24.461 263.4	1:43.600	34.395 157.6	2:42.456	9 -	24.494 260.8	1:23.957	30.439 141.3	2:18.890
4 -	59.332	2:52.507	1:18.872	X:00.000	10 -	51.578	3:13.491	1:31.629	X:00.000
5 -	1:28.458	3:01.383	47.390 196.7	X:00.000	11 -	1:37.448	2:14.111	43.739 194.9	4:35.298
6 -	24.590 243.2	1:25.198	28.913 193.2	2:18.701					
12	Robert AUSTIN		GBR		Dallara Opel-Spiess				
1 -	31.625 239.4	1:27.842	28.843 196.7	2:28.310	7 -	24.105 268.6	1:24.491	28.453 199.2	2:17.049
2 -	24.102 267.9	1:23.731	28.599 197.0	2:16.432	8 -	24.314 264.7	1:22.306	28.296 199.6	2:14.916
3 -	24.440 263.4	1:45.004	33.662 152.5	2:43.106	9 -	24.345 264.7	1:24.083	31.233 125.0	2:19.661
4 -	59.452	2:52.954	1:18.229	X:00.000	10 -	51.832 73.0	3:12.677	1:34.045 74.2	X:00.000
5 -	1:29.578	2:59.629	47.153 194.9	X:00.000	11 -	1:36.156 72.1	2:13.129	43.886 190.4	4:33.171
6 -	24.547 261.5	1:25.767	28.687 198.8	2:19.001					
14	Franck PERERA		FRA		Dallara Opel-Spiess				
1 -	31.348 243.2	1:25.797	29.026 188.4	2:26.171	7 -	24.235 266.6	1:23.125	28.429 198.1	2:15.789
2 -	24.664 264.7	1:23.279	28.884 195.6	2:16.827	8 -	24.392 264.7	1:22.160	28.346 198.8	2:14.898
3 -	24.428 266.0	1:43.624	34.411 167.7	2:42.463	9 -	24.244 264.7	1:24.046	29.535 166.6	2:17.825
4 -	59.170	2:52.538	1:17.895	X:00.000	10 -	52.857	3:13.429	1:31.449	X:00.000
5 -	1:29.242 75.2	3:01.257	48.457 193.2	X:00.000	11 -	1:37.753 73.3	2:13.662	44.488 193.5	4:35.903
6 -	24.729 230.7	1:25.721	28.933 196.7	2:19.383					
15	Katsuyuki HIRANAKA		JPN		Dallara Opel-Spiess				
1 -	31.670 247.7	1:27.040	29.289 195.2	2:27.999	6 -	24.422 262.1	1:25.411	29.102 194.2	2:18.935
2 -	24.482 262.1	2:03.289	50.119	3:17.890P	7 -	24.906 257.7	1:22.445	29.033 194.9	2:16.384
3 -	4:42.820 237.3	1:31.910	1:02.166 80.4	X:00.000	8 -	24.834 258.3	1:24.428	32.585 180.0	2:21.847
4 -	1:38.516	2:51.725	31.748 190.4	X:00.000	9 -	51.853 73.0	3:12.459	1:33.423	X:00.000
5 -	24.785 263.4	1:29.091	29.347 197.0	2:23.223	10 -	1:37.338	2:07.015	35.855 193.8	4:20.208
16	Matteo CRESSONI		ITA		Dallara Honda-Mugen				
1 -	34.070 240.5	1:29.834	29.041 197.4	2:32.945	2 -	24.462 261.5	1:49.381	57.529	3:11.372P
17	LEI Kit Meng		MAC		Dallara Honda-Mugen				
1 -	39.521 221.7	1:32.101	32.361 190.1	2:43.983	7 -	25.053 255.9	1:29.510	30.609 193.5	2:25.172
2 -	25.160 255.9	1:38.814	31.701 191.8	2:35.675	8 -	25.108 254.1	1:29.316	30.080 193.8	2:24.504
3 -	27.922 204.5	1:44.344	33.387 188.4	2:45.653	9 -	25.132 254.1	1:41.418	33.492 178.8	2:40.042
4 -	49.099	2:53.438	1:12.157 75.1	4:54.694	10 -	31.540 197.8	2:59.959	1:31.469	X:00.000
5 -	1:38.149	2:50.965	35.196 187.5	X:00.000	11 -	1:37.655	2:08.727	35.437 164.1	4:21.819
6 -	25.217 248.8	1:31.545	30.346 192.8	2:27.108					

**51st Macau Grand Prix Formula 3 (FIA Intercontinental Cup)
SECTOR ANALYSIS**


(contd.)

18	Alvaro PARENTE			POR	Dallara Honda-Mugen						
	1 -	32.597 245.4	1:28.449		29.429 190.8	2:30.475					
19	Marko ASMER			EST	Dallara Honda-Mugen						
	1 -	32.656 237.8	1:29.278		29.061 198.8	2:30.995	7 -	24.653 260.8	1:23.624	28.794 193.5	2:17.071
	2 -	24.576 264.0	1:27.997		28.865 197.8	2:21.438	8 -	24.664 262.1	1:23.486	28.508 198.1	2:16.658
	3 -	24.722 258.3	1:41.376		35.243 120.8	2:41.341	9 -	24.581 258.9	1:22.882	32.430 141.5	2:19.893
	4 -	59.614	2:50.925		1:19.079	X:00.000	10 -	57.335	3:12.523	1:32.657	X:00.000
	5 -	1:32.801	2:55.518		44.617 195.2	X:00.000	11 -	1:35.538	2:11.631	40.117 192.5	4:27.286
	6 -	24.662 259.6	1:26.443		29.029 194.9	2:20.134					
20	Rodolfo AVILA			MAC	Dallara Honda-Mugen						
	1 -	39.119 226.8	1:31.017		29.935 192.5	2:40.071	5 -	1:37.537	2:51.382	37.070 191.8	X:00.000
	2 -	25.125 254.7	1:32.683		29.586 193.2	2:27.394	6 -	25.649 255.3	1:28.734	29.674 194.5	2:24.057
	3 -	25.066 230.2	1:51.960		32.876 178.8	2:49.902	7 -	24.977 257.1	1:26.695	29.572 194.2	2:21.244
	4 -	52.531	2:55.399		1:11.699	4:59.629	8 -	24.931 257.7	1:25.374	29.267 194.9	2:19.572
21	Lewis HAMILTON			GBR	Dallara Mercedes-HWA						
	1 -	30.134 257.7	1:22.629		28.533 193.2	2:21.296	7 -	24.573 262.7	1:23.677	28.755 198.5	2:17.005
	2 -	24.701 258.9	2:02.153		29.672 196.3	2:56.526	8 -	24.323 262.1	1:21.051	28.495 200.0	2:13.869
	3 -	25.504 233.2	1:41.739		32.533 163.3	2:39.776	9 -	24.299 262.1	1:22.698	31.650 160.9	2:18.647
	4 -	54.663	2:53.717		1:13.036	X:00.000	10 -	57.695	3:11.391	1:34.416	X:00.000
	5 -	1:36.389	2:50.831		36.950 194.2	X:00.000	11 -	1:35.010	2:10.731	38.605 195.2	4:24.346
	6 -	24.467 258.9	1:26.882		29.096 192.8	2:20.445					
22	Robert KUBICA			POL	Dallara Mercedes-HWA						
	1 -	30.409 256.5	1:23.966		28.793 190.1	2:23.168	7 -	24.526 261.5	1:21.378	28.275 199.6	2:14.179
	2 -	24.749 261.5	1:22.130		28.762 197.4	2:15.641	8 -	24.438 262.1	1:20.913	28.748 194.2	2:14.099
	3 -	24.542 260.8	1:35.229		33.513 149.3	2:33.284	9 -	24.766 260.2	1:20.116	28.333 197.8	2:13.215
	4 -	1:06.824 75.8	2:54.491		1:17.561 74.3	X:00.000	10 -	59.953 73.4	3:14.872	1:29.004	X:00.000
	5 -	1:28.350	3:00.043		53.004 194.5	X:00.000	11 -	1:38.762 80.7	2:15.348	45.722 192.8	4:39.832
	6 -	24.932 257.7	1:23.374		28.580 197.4	2:16.886					
23	Richard ANTINUCCI			USA	Dallara Toyota-Toms						
	1 -	35.671 234.2	1:30.292		28.863 198.8	2:34.826	7 -	24.431 265.3	1:23.321	28.352 201.4	2:16.104
	2 -	24.208 266.0	1:29.847		28.866 198.5	2:22.921	8 -	24.046 265.3	1:21.661	28.278 201.1	2:13.985
	3 -	24.199 263.4	1:44.922		30.057 160.4	2:39.178	9 -	23.845 273.4	1:24.226	32.409 144.1	2:20.480
	4 -	58.885	2:54.460		1:14.744	X:00.000	10 -	56.184	3:11.207	1:33.307	X:00.000
	5 -	1:34.830	2:54.096		43.370 194.5	X:00.000	11 -	1:36.459 82.8	2:11.390	41.197 193.8	4:29.046
	6 -	24.260 268.6	1:27.203		28.946 191.4	2:20.409					
24	Kazuki NAKAJIMA			JPN	Dallara Toyota-Toms						
	1 -	34.385 237.8	1:32.187		29.375 194.9	2:35.947	7 -	24.135 267.3	1:23.490	28.552 197.8	2:16.177
	2 -	24.185 258.9	1:31.112		28.713 197.8	2:24.010	8 -	24.128 266.0	1:22.949	28.408 200.0	2:15.485
	3 -	24.077 265.3	1:47.162		30.344 193.5	2:41.583	9 -	24.009 266.6	1:26.391	31.402 150.4	2:21.802
	4 -	58.255	2:54.724		1:14.030	X:00.000	10 -	57.551	3:11.175	1:34.251	X:00.000
	5 -	1:35.974	2:52.937		42.215 196.0	X:00.000	11 -	1:35.467	2:10.830	38.750 197.0	4:25.047
	6 -	24.182 265.3	1:26.348		28.818 196.3	2:19.348					

**51st Macau Grand Prix Formula 3 (FIA Intercontinental Cup)
SECTOR ANALYSIS**

(contd.)

25	Danny WATTS		GBR		Dallara Renault-Sodemmo				
1 -	31.374 250.0	1:26.367	29.160 186.5	2:26.901	7 -	24.109 264.7	1:23.972	28.620 198.8	2:16.701
2 -	24.707 260.8	1:40.420	28.709 197.8	2:33.836	8 -	24.176 262.1	1:21.923	28.399 198.8	2:14.498
3 -	24.420 265.3	1:48.986	30.468 181.2	2:43.874	9 -	24.312 265.3	1:22.591	32.598 138.6	2:19.501
4 -	59.561	2:53.620	1:14.304 72.4	X:00.000	10 -	57.998	3:11.630	1:33.915	X:00.000
5 -	1:36.952	2:50.498	41.321 194.9	X:00.000	11 -	1:35.211	2:11.293	39.406 193.5	4:25.910
6 -	24.575 264.7	1:25.881	28.718 198.8	2:19.174					
26	Lucas DI GRASSI		BRA		Dallara Renault-Sodemmo				
1 -	30.648 260.2	1:25.093	28.824 194.9	2:24.565	7 -	24.645 259.6	1:22.893	28.493 197.8	2:16.031
2 -	24.654 255.9	1:23.989	28.666 196.7	2:17.309	8 -	24.610 259.6	1:22.682	28.535 197.0	2:15.827
3 -	24.639 258.3	1:41.739	31.986 189.4	2:38.364	9 -	24.641 258.3	1:23.595	28.623 180.9	2:16.859
4 -	1:01.142	2:53.812	1:17.585	X:00.000	10 -	51.457	3:14.941	1:29.289	X:00.000
5 -	1:28.728	3:01.879	49.996 192.8	X:00.000	11 -	1:38.841 80.2	2:15.022	45.284 194.9	4:39.147
6 -	24.820 258.9	1:24.545	28.613 196.7	2:17.978					
27	Ho Pin TUNG		NED		Dallara Renault-Sodemmo				
1 -	37.565 212.5	1:31.781	29.405 193.2	2:38.751	7 -	24.651 260.8	1:24.383	28.817 196.7	2:17.851
2 -	24.493 264.0	1:32.960	29.149 196.7	2:26.602	8 -	24.726 247.7	1:24.778	28.643 198.5	2:18.147
3 -	24.665 257.7	1:51.776	32.186 189.1	2:48.627	9 -	24.325 261.5	1:24.330	33.774 189.1	2:22.429
4 -	53.125	2:54.429	1:13.086	X:00.000	10 -	51.807	3:11.952	1:34.544	X:00.000
5 -	1:36.880	2:51.332	38.797 194.2	X:00.000	11 -	1:35.480 77.0	2:09.536	37.637 193.8	4:22.653
6 -	24.702 259.6	1:26.972	29.161 195.6	2:20.835					
28	Christian JONES		AUS		Dallara Toyota-Toms				
1 -	35.538 234.2	1:29.734	29.359 194.2	2:34.631	7 -	24.881 258.9	1:24.674	29.036 194.5	2:18.591
2 -	25.200 252.3	1:30.617	29.058 196.0	2:24.875	8 -	25.040 255.9	1:24.326	28.749 197.8	2:18.115
3 -	25.107 258.3	1:48.581	30.921 184.3	2:44.609	9 -	24.866 256.5	1:25.159	35.265 183.3	2:25.290
4 -	58.556	2:54.573	1:13.905	X:00.000	10 -	51.752	3:11.209	1:34.731	X:00.000
5 -	1:36.371	2:51.165	42.005 192.1	X:00.000	11 -	1:35.900	2:08.316	37.079 191.4	4:21.295
6 -	25.107 252.3	1:26.341	29.115 193.5	2:20.563					
29	Michael HO.		MAC		Dallara Toyota-Toms				
1 -	36.271 217.7	1:31.815	29.802 194.2	2:37.888	5 -	1:37.593	2:51.219	38.182 190.1	X:00.000
2 -	24.915 256.5	1:32.604	29.702 193.8	2:27.221	6 -	25.986 245.4	1:29.635	29.596 193.8	2:25.217
3 -	25.928 226.8	1:52.536	31.816 191.4	2:50.280	7 -	25.179 257.1	1:27.244	29.374 195.2	2:21.797
4 -	53.067	2:54.591	1:12.515	X:00.000	8 -	24.880 257.7	1:25.139	29.175 196.3	2:19.194
30	Fabio CARBONE		BRA		Dallara Nissan-Tomei				
1 -	31.007 256.5	1:25.660	28.682 198.8	2:25.349	7 -	24.502 263.4	1:23.235	28.587 198.1	2:16.324
2 -	24.364 264.7	1:23.947	28.638 198.5	2:16.949	8 -	24.495 262.1	1:22.295	28.474 198.5	2:15.264
3 -	24.549 260.8	1:43.555	33.966 148.5	2:42.070	9 -	24.260 267.9	1:23.977	29.720 172.2	2:17.957
4 -	58.780	2:53.108	1:17.909	X:00.000	10 -	51.457	3:14.211	1:30.408 74.4	X:00.000
5 -	1:29.128	3:01.470	48.772 196.0	X:00.000	11 -	1:38.787	2:13.891	44.802 196.0	4:37.480
6 -	25.112 251.1	1:24.485	28.920 197.0	2:18.517					



51st Macau Grand Prix Formula 3 (FIA Intercontinental Cup) SECTOR ANALYSIS


(contd.)

31	Jo MERSZEI		MAC		Dallara Opel-Spiess								
1 -	43.477	195.6	1:36.526	32.164	185.5	2:52.167	7 -	26.668	240.0	1:33.890	31.157	189.1	2:31.715
2 -	26.698	216.8	1:41.246	33.043	180.3	2:40.987	8 -	26.348	241.6	1:31.580	31.267	186.8	2:29.195
3 -	31.618	224.0	1:43.789	33.703	178.8	2:49.110	9 -	26.511	241.0	1:45.605	32.939	184.3	2:45.055
4 -	33.047		2:54.562	1:11.741	76.5	4:39.350	10 -	29.089	230.2	2:41.174	1:29.023		4:39.286
5 -	1:37.804		2:53.150	34.616	182.4	X:00.000	11 -	1:38.722		2:06.838	34.624	180.6	4:20.184
6 -	27.930	219.5	1:35.602	31.620	186.8	2:35.152							
32	Daisuke IKEDA		JPN		Dallara Opel-Spiess								
1 -	33.135	238.9	1:29.619	29.696	185.5	2:32.450	5 -	1:36.022		2:53.155	42.870	191.8	X:00.000
2 -	24.967	259.6	1:30.773	29.132	196.0	2:24.872	6 -	24.837	261.5	1:26.611	28.880	194.9	2:20.328
3 -	25.361	253.5	1:47.854	30.496	192.5	2:43.711	7 -	24.465	262.7	1:24.928	28.752	198.1	2:18.145
4 -	57.467		2:55.034	1:13.768		X:00.000	8 -	24.406	261.5	1:22.861	28.633	198.1	2:15.900
33	Marchy LEE		HKG		Dallara Honda-Mugen								
1 -	36.855	220.4	1:31.833	29.603	194.5	2:38.291	7 -	25.427	260.8	1:23.843	29.121	194.9	2:18.391
2 -	24.566	264.0	1:30.177	29.252	193.5	2:23.995	8 -	24.769	260.2	1:23.833	28.892	196.0	2:17.494
3 -	24.911	257.7	1:48.661	30.931	190.8	2:44.503	9 -	24.716	259.6	1:24.669	35.350	181.8	2:24.735
4 -	58.669		2:53.412	1:14.367	72.2	X:00.000	10 -	51.536	72.6	3:11.368	1:34.412		X:00.000
5 -	1:37.492		2:50.535	40.131	192.8	X:00.000	11 -	1:36.321		2:08.148	36.801	190.8	4:21.270
6 -	25.534	254.7	1:27.129	29.541	186.5	2:22.204							



51st Macau Grand Prix Formula 3 (FIA Intercontinental Cup) SPEED TRAPS - FINISH LINE

POS	NO	CL	NAME	NAT	CAR	KPH
1	23		Richard ANTINUCCI	USA	Dallara Toyota-Toms	201.4
2	4		Ronnie QUINTARELLI	ITA	Dallara Toyota-Toms	200.3
3	7		Nelson PIQUET	BRA	Dallara Honda-Mugen	200.3
4	21		Lewis HAMILTON	GBR	Dallara Mercedes-HWA	200.0
5	24		Kazuki NAKAJIMA	JPN	Dallara Toyota-Toms	200.0
6	12		Robert AUSTIN	GBR	Dallara Opel-Spiess	199.6
7	22		Robert KUBICA	POL	Dallara Mercedes-HWA	199.6
8	11		Adam CARROLL	GBR	Dallara Opel-Spiess	199.2
9	14		Franck PERERA	FRA	Dallara Opel-Spiess	198.8
10	8		Jamie GREEN	GBR	Dallara Mercedes-HWA	198.8
11	25		Danny WATTS	GBR	Dallara Renault-Sodemo	198.8
12	19		Marko ASMER	EST	Dallara Honda-Mugen	198.8
13	30		Fabio CARBONE	BRA	Dallara Nissan-Tomei	198.8
14	27		Ho Pin TUNG	NED	Dallara Renault-Sodemo	198.5
15	9		Alexandre PREMAT	FRA	Dallara Mercedes-HWA	198.5
16	32		Daisuke IKEDA	JPN	Dallara Opel-Spiess	198.1
17	28		Christian JONES	AUS	Dallara Toyota-Toms	197.8
18	5		Naoki YOKOMIZO	JPN	Dallara Toyota-Toms	197.8
19	26		Lucas DI GRASSI	BRA	Dallara Renault-Sodemo	197.8
20	16		Matteo CRESSONI	ITA	Dallara Honda-Mugen	197.4
21	15		Katsuyuki HIRANAKA	JPN	Dallara Opel-Spiess	197.0
22	6		Nico ROSBERG	GER	Dallara Opel-Spiess	197.0
23	1		Giedo van der GARDE	NED	Dallara Opel-Spiess	196.7
24	29		Michael HO.	MAC	Dallara Toyota-Toms	196.3
25	33		Marchy LEE	HKG	Dallara Honda-Mugen	196.0
26	20		Rodolfo AVILA	MAC	Dallara Honda-Mugen	194.9
27	17		LEI Kit Meng	MAC	Dallara Honda-Mugen	193.8
28	18		Alvaro PARENTE	POR	Dallara Honda-Mugen	190.8
29	31		Jo MERSZEI	MAC	Dallara Opel-Spiess	189.1




51st Macau Grand Prix Formula 3 (FIA Intercontinental Cup) SPEED TRAPS - SECTOR 1

(contd.)

POS	NO	CL	NAME	NAT	CAR	KPH
1	23		Richard ANTINUCCI	USA	Dallara Toyota-Toms	273.4
2	24		Kazuki NAKAJIMA	JPN	Dallara Toyota-Toms	270.6
3	7		Nelson PIQUET	BRA	Dallara Honda-Mugen	269.3
4	4		Ronnie QUINTARELLI	ITA	Dallara Toyota-Toms	268.6
5	12		Robert AUSTIN	GBR	Dallara Opel-Spiess	268.6
6	30		Fabio CARBONE	BRA	Dallara Nissan-Tomei	267.9
7	21		Lewis HAMILTON	GBR	Dallara Mercedes-HWA	266.6
8	5		Naoki YOKOMIZO	JPN	Dallara Toyota-Toms	266.6
9	14		Franck PERERA	FRA	Dallara Opel-Spiess	266.6
10	1		Giedo van der GARDE	NED	Dallara Opel-Spiess	265.3
11	25		Danny WATTS	GBR	Dallara Renault-Sodemo	265.3
12	8		Jamie GREEN	GBR	Dallara Mercedes-HWA	265.3
13	32		Daisuke IKEDA	JPN	Dallara Opel-Spiess	264.7
14	9		Alexandre PREMAT	FRA	Dallara Mercedes-HWA	264.7
15	27		Ho Pin TUNG	NED	Dallara Renault-Sodemo	264.0
16	33		Marchy LEE	HKG	Dallara Honda-Mugen	264.0
17	19		Marko ASMER	EST	Dallara Honda-Mugen	264.0
18	26		Lucas DI GRASSI	BRA	Dallara Renault-Sodemo	263.4
19	15		Katsuyuki HIRANAKA	JPN	Dallara Opel-Spiess	263.4
20	11		Adam CARROLL	GBR	Dallara Opel-Spiess	263.4
21	22		Robert KUBICA	POL	Dallara Mercedes-HWA	262.1
22	16		Matteo CRESSONI	ITA	Dallara Honda-Mugen	261.5
23	28		Christian JONES	AUS	Dallara Toyota-Toms	258.9
24	6		Nico ROSBERG	GER	Dallara Opel-Spiess	258.9
25	18		Alvaro PARENTE	POR	Dallara Honda-Mugen	258.3
26	29		Michael HO.	MAC	Dallara Toyota-Toms	257.7
27	20		Rodolfo AVILA	MAC	Dallara Honda-Mugen	257.7
28	3		James ROSSITER	GBR	Dallara Opel-Spiess	256.5
29	17		LEI Kit Meng	MAC	Dallara Honda-Mugen	255.9
30	31		Jo MERSZEI	MAC	Dallara Opel-Spiess	244.8

BULLETIN TK135



**51st Macau Grand Prix Formula 3 (FIA Intercontinental Cup)
SPEED TRAPS - SECTOR 2**

(contd.)

POS NO CL NAME

NAT CAR

KPH

Weather/Track: Sunny/Dry

www.mstworld.com

Circuito Da Guia
Circuit Length = 6.1200 km.
Start: 15:50 End: 16:32

Printed - 16:41 Sunday, 21 November 2004



51st Macau Grand Prix Formula 3 (FIA Intercontinental Cup) F3 MACAU GRAND PRIX - BEST SECTOR TIMES

SECTOR 1			SECTOR 2			SECTOR 3			IDEAL / BEST COMPARISON						
POS	NO	NAME	TIME	NO	NAME	TIME	NO	NAME	TIME	POS	NO	NAME	IDEAL	BEST	DIFF
1	23	ANTINUCCI	23.845	22	KUBICA	1:20.116	8	GREEN	28.238	1	22	KUBICA	2:12.829	2:13.215	0.386
2	4	QUINTARELLI	23.974	9	PREMAT	1:20.607	22	KUBICA	28.275	2	9	PREMAT	2:13.349	2:13.433	0.084
3	24	NAKAJIMA	24.009	8	GREEN	1:20.937	23	ANTINUCCI	28.278	3	8	GREEN	2:13.465	2:14.245	0.780
4	7	PIQUET	24.060	21	HAMILTON	1:21.051	9	PREMAT	28.278	4	23	ANTINUCCI	2:13.784	2:13.985	0.201
5	12	AUSTIN	24.102	23	ANTINUCCI	1:21.661	7	PIQUET	28.288	5	21	HAMILTON	2:13.845	2:13.869	0.024
6	25	WATTS	24.109	6	ROSBERG	1:21.853	12	AUSTIN	28.296	6	7	PIQUET	2:14.263	2:14.263	0.000
7	14	PERERA	24.235	7	PIQUET	1:21.915	11	CARROLL	28.300	7	25	WATTS	2:14.431	2:14.498	0.067
8	5	YOKOMIZO	24.243	25	WATTS	1:21.923	14	PERERA	28.346	8	12	AUSTIN	2:14.704	2:14.916	0.212
9	30	CARBONE	24.260	11	CARROLL	1:22.075	4	QUINTARELLI	28.387	9	14	PERERA	2:14.741	2:14.898	0.157
10	8	GREEN	24.290	14	PERERA	1:22.160	25	WATTS	28.399	10	11	CARROLL	2:14.836	2:14.892	0.056
11	21	HAMILTON	24.299	30	CARBONE	1:22.295	24	NAKAJIMA	28.408	11	4	QUINTARELLI	2:15.006	2:15.006	0.000
12	27	TUNG	24.325	12	AUSTIN	1:22.306	5	YOKOMIZO	28.436	12	30	CARBONE	2:15.029	2:15.264	0.235
13	32	IKEDA	24.406	15	HIRANAKA	1:22.445	30	CARBONE	28.474	13	5	YOKOMIZO	2:15.244	2:15.260	0.016
14	15	HIRANAKA	24.422	5	YOKOMIZO	1:22.565	26	GRASSI	28.493	14	24	NAKAJIMA	2:15.366	2:15.485	0.119
15	22	KUBICA	24.438	4	QUINTARELLI	1:22.645	21	HAMILTON	28.495	15	26	GRASSI	2:15.785	2:15.827	0.042
16	11	CARROLL	24.461	26	GRASSI	1:22.682	19	ASMER	28.508	16	15	HIRANAKA	2:15.900	2:16.384	0.484
17	16	CRESSONI	24.462	32	IKEDA	1:22.861	6	ROSBERG	28.592	17	32	IKEDA	2:15.900	2:15.900	0.000
18	9	PREMAT	24.464	19	ASMER	1:22.882	1	GARDE	28.611	18	19	ASMER	2:15.966	2:16.658	0.692
19	1	GARDE	24.547	24	NAKAJIMA	1:22.949	32	IKEDA	28.633	19	1	GARDE	2:16.523	2:16.793	0.270
20	33	LEE	24.566	1	GARDE	1:23.365	27	TUNG	28.643	20	33	LEE	2:17.291	2:17.494	0.203
21	19	ASMER	24.576	33	LEE	1:23.833	28	JONES	28.749	21	27	TUNG	2:17.298	2:17.851	0.553
22	26	GRASSI	24.610	28	JONES	1:24.326	33	LEE	28.892	22	28	JONES	2:17.941	2:18.115	0.174
23	28	JONES	24.866	27	TUNG	1:24.330	15	HIRANAKA	29.033	23	29	HO_	2:19.194	2:19.194	0.000
24	29	HO_	24.880	29	HO_	1:25.139	16	CRESSONI	29.041	24	20	AVILA	2:19.572	2:19.572	0.000
25	20	AVILA	24.931	20	AVILA	1:25.374	29	HO_	29.175	25	6	ROSBERG	2:20.436	2:20.436	0.000
26	17	LEI	25.053	18	PARENTE	1:28.449	20	AVILA	29.267	26	16	CRESSONI	2:23.337	2:32.945	9.608
27	31	MERSZEI	26.348	17	LEI	1:29.316	18	PARENTE	29.429	27	17	LEI	2:24.449	2:24.504	0.055
28	6	ROSBERG	29.991	16	CRESSONI	1:29.834	17	LEI	30.080	28	31	MERSZEI	2:29.085	2:29.195	0.110
29	18	PARENTE	32.597	31	MERSZEI	1:31.580	31	MERSZEI	31.157	29	18	PARENTE	2:30.475	2:30.475	0.000
												Perfect Lap	2:12.199		

Weather/Track: Sunny/Dry

Guia - Macau
Circuit Length = 6.21 km
Start: 15:50 End: 16:32